



PRICOL LIMITED

Passion to Excel

CPM Towers, 109, Race Course,
Coimbatore 641018, India

☎ +91 422 4336000

☎ +91 422 4336299

✉ city@pricol.co.in

🌐 pricol.com

CIN:L33129TZ1972PLC000641

✧ CUSTOMERS ✧ EMPLOYEES ✧ SHAREHOLDERS ✧ SUPPLIERS

PL/SEC/TGT/2015-2016/269
Monday, 22nd February 2016

Corporate Relationship Department
BSE Limited
1st Floor, New Trading Ring
Rotunda Building, P J Towers,
Dalal Street, Fort, Mumbai 400 001

The Manager
Listing Department
National Stock Exchange of India Limited
"Exchange Plaza", C-1, Block G
Bandra-Kurla Complex,
Bandra (E), Mumbai - 400051

Dear Sir,

Sub: Disclosure as per regulation 30 (6) and Part A of Schedule III of the SEBI (Listing Obligations and Disclosure Requirements) Regulations, 2015, on schedule of Investor Meet and Presentation to be made to the Investors

Pursuant to regulation 30 (6) and Part A of Schedule III of the SEBI (Listing Obligations and Disclosure Requirements) Regulations, 2015, we hereby disclose that a meet with our investors is scheduled to be held today morning, 22nd February, 2016 at Mumbai.

A presentation addressing the Investors is about to be made at the meeting and the same has been attached herewith. The presentation is also uploaded in the website of the Company.

Kindly consider and do the needful.

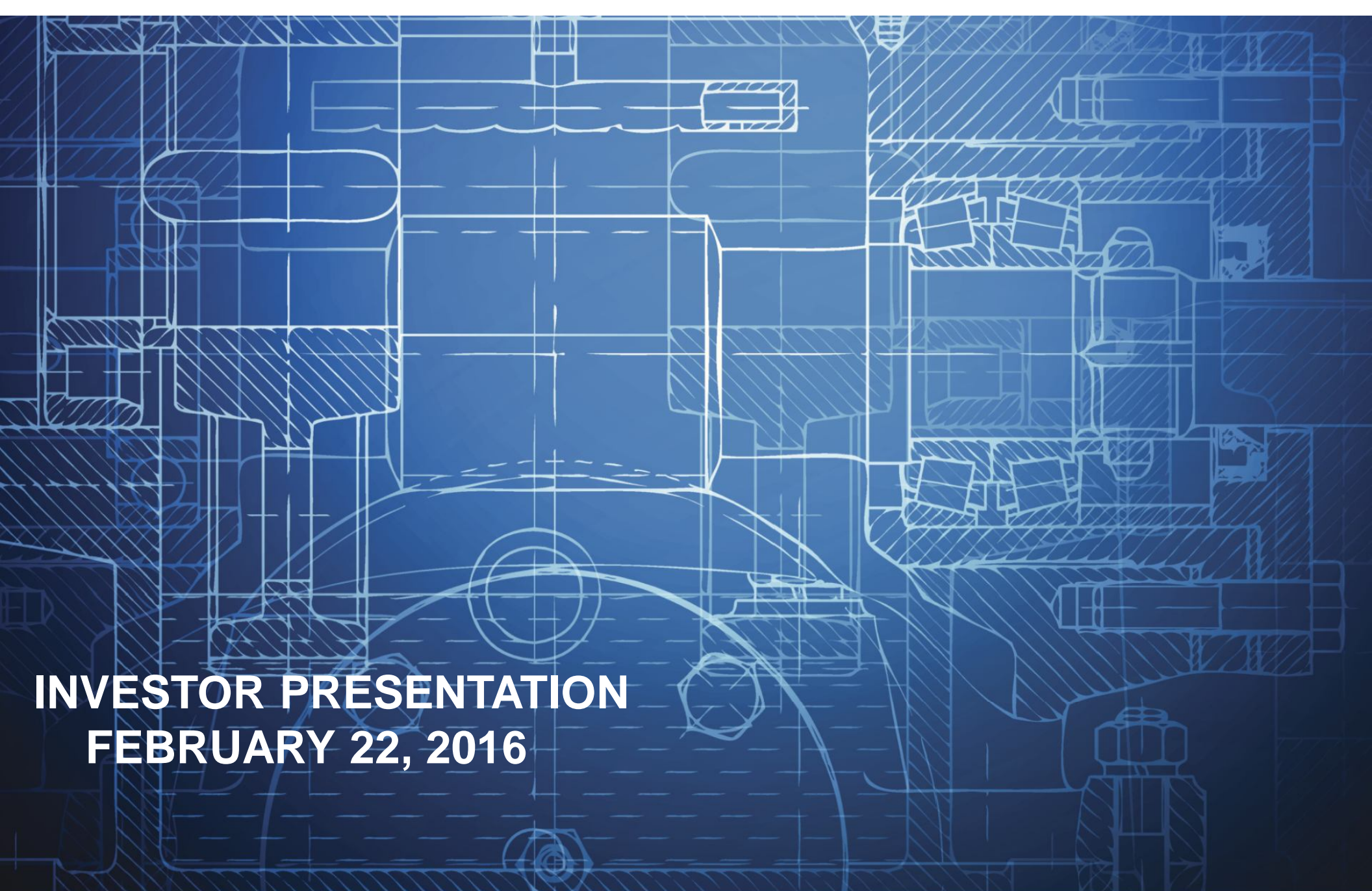
Thanking you

Yours faithfully,
For Pricol limited

T.G.Thamizhanban
Company Secretary

Encl: as above





INVESTOR PRESENTATION FEBRUARY 22, 2016



PRICOL LIMITED
Passion to Excel

This presentation has been prepared by Pricol Limited (the "Company") solely for your information and for your use and may not be taken away, distributed, reproduced or redistributed or passed on, directly or indirectly, to any other person (whether within or outside your organization or firm) or published in whole or in part, for any purpose by recipients directly or indirectly to any other person. By accessing this presentation, you are agreeing to be bound by the trailing restrictions.

This presentation does not constitute an offer or invitation to purchase or subscribe for any securities in any jurisdiction. No part of it should form the basis of or be relied upon in connection with any investment decision or any contract or commitment to purchase or subscribe for any securities. This presentation should not be copied or disseminated, in whole or in part, and in any manner. This presentation is not intended to be a Prospectus (as defined under the Companies Act, 2013) or offer document under the Securities and Exchange Board of India (Issue of Capital and Disclosure Requirements) Regulations 2009, as amended.

This presentation is for information purposes only and is neither an offer nor invitation to buy or sell nor a solicitation of an offer to buy or sell any securities, nor shall there be any sale of securities in any jurisdiction ("Other Jurisdiction") in which such offer, solicitation or sale is or may be unlawful prior to registration or qualification under the securities laws of any such jurisdiction. This presentations and the information contained herein are not for publication or distribution, directly or indirectly, to persons in any Other Jurisdiction unless permitted pursuant to an exemption under the relevant local law or regulation in such Other Jurisdiction. This presentation is not for publication or distribution in the United States of America, its territories and possessions, any state of the United States of America, and the District of Columbia (together, the "United States"), and is not an offer for sale within the United States of any equity shares or other securities of the Company. Securities of the Company may not be offered or sold in the United States absent registration under U.S. Securities Act of 1933, as amended (the "Securities Act"), unless exempt from registration under the Securities Act.

No representation or warranty, express or implied, is made as to, and no reliance should be placed on, the fairness, quality, completeness or correctness of the information or opinions contained in this presentation. Such information and opinions are in all events not current after the date of this presentation.

This presentation is for general information purposes only, without regard to any specific objectives, financial situations or informational needs of any particular person. The Company may alter, modify or otherwise change in any manner the content of this presentation, without obligation to notify any person of such change or changes. No legal or other obligation of the company shall arise from this presentation.



STAKE HOLDERS



VISION

We will strive to attain *leadership* and *excellence* in all the products and services that we provide, through *socially* and *environmentally* acceptable means.

MISSION

Be Dynamic: Constantly innovate and find better ways to deliver value to our customers

Constantly Evolve: Improve in every sphere of our activity

Work Passionately: To enhance value to our customers, employees, suppliers and shareholders

Be Sustainable: Care for the society and environment around us

CORE VALUES

Pricol is built on generating value and propelling positive change. We are transformative; hence, our communication platforms should adhere to creating value for all our stakeholders, i.e. customers, suppliers, shareholders and employees, providers and the communities we are engaged in. We must take care to remain sensitive to our core belief system and must not compromise on consistently delivering value.

Passion

Whatever we do, we do it from the bottom of our heart.

Respect

We respect those who add value to our lives.

Integrity

We never compromise on our values.

Collaborate

We believe in working towards a unified goal.

Ownership

We are responsible for all our actions.

Listen

We listen to both the spoken and unspoken before we act.



COMPANY PROFILE

Pricol Limited commenced operations in 1974 with headquarters in Coimbatore, India

Subsidiary Companies

- Pricol Pune, India
- PT Pricol Surya, Indonesia
- Pricol do Brasil
- Pricol Asia, Singapore

FY Apr 2014–15 Consolidated Revenue ₹ 1150 Crores

8 Manufacturing Locations

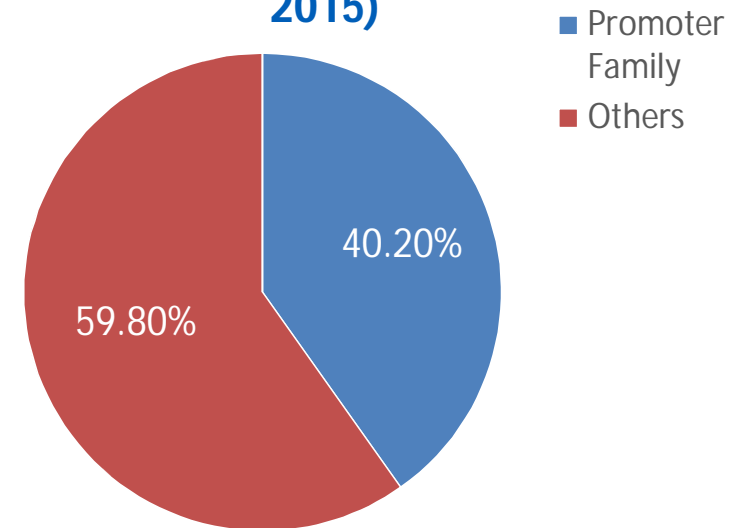
7 International Offices

Total Employee Strength - 5100 Employees

R&D Strength – 275 Employees

38 Patents

Pattern of Shareholding (Dec 31, 2015)



Listed in NSE & BSE

Pricol Limited

ISO/TS



16949

ISO 14001:2004 & OHSAS 18001: 2007
(Obtained ISO 9001 in the year 1993)



PRICOL LIMITED
Passion to Excel

GLOBAL PRESENCE



Serving the Global Automotive Market



2 Wheeler



3 Wheeler



Cars & Vans



Tractors



Commercial Vehicles



Off-Road Vehicles



Industrial

With a wide range of products



TELEMATICS, BODY CONTROL & SECURITY SOLUTIONS

Telematics Control Unit, Body Control Modules, Display & Infotainment, and Park Assist System



ASSET MANAGEMENT SOLUTIONS

Asset Tracking and Monitoring System, Cab Tilting System, Centralized Lubrication System, Digital Fare Metre, and Speed Governors



DRIVER INFORMATION SYSTEMS & SENSORS

Instrument Clusters, Gauges, Fuel Level Sensor, Speed Sensor, Temperature Sensor, MAP Sensor, Position Sensor, Safety Switches, Temperature Switches, Power Sockets, and Oil Level Switches



PUMPS & MECHANICAL PRODUCTS

Oil Pumps, Water Pumps, Fuel Feed Pumps, Auto Decompression Unit, Auto Fuel Cock, Chain Tensioner, Fuel Pump Modules, Pressure Relief Valves, Idle Speed Control Valves, and Vacuum Switching Valves

PRODUCTS



PRICOL LIMITED
Passion to Excel

TWO WHEELERS



Body Control Module



Telematics



Instrument Cluster



Fuel Pump Module



Water Pump

TFR Type Fuel Level Sensor



Reed Type Fuel Level Sensor



Oil Pump



Chain Tensioner



Auto Fuel Cock



Auto Decompression Unit



Speed Sensor



PRICOL LIMITED
Passion to Excel

FOUR WHEELERS

Manifold Absolute Pressure Sensor



Instrument Cluster



Fuel Pump Module



TFR Type Fuel Level Sensor



Temperature Sensor



Reed Type Fuel Level Sensor



Speed Sensor (Non Contact Type)



Speed Sensor (Contact Type)



Water Pump



Oil Pump



Telematics



Body Control Module



COMMERCIAL VEHICLES

Speed Governor



Instrument Cluster



Gauges



Telematics



Centralized Lubrication System



Oil Pump



Body Control Unit

Water Pump



Fuel Level Sensor



Cabin Tilting System



CRANK Sensor



CAM Sensor

TRACTORS & OFF-ROAD VEHICLES

Telematics



Instrument Cluster



Gauges



Centralized Lubrication System



Hydraulic Cylinder



Body Control Unit



Temperature Sensor



Engine Speed Sensor



Water Pump



Oil Pump



Fuel Level Sensor

ALL-TERRAIN VEHICLES

Telematics



Instrument Cluster



Gauges



Body Control Unit



Speed Sensor



Fuel Level Sensor



Water Pump



Oil Pump

CUSTOMERS



PRICOL LIMITED
Passion to Excel

TWO WHEELERS



FOUR WHEELERS



COMMERCIAL VEHICLES



DAIMLER



NAVISTAR®



VE COMMERCIAL VEHICLES
A VOLVO GROUP AND EICHER MOTORS JOINT VENTURE

TRACTORS



SAME



PRICOL LIMITED
Passion to Excel

OFF-ROAD VEHICLES



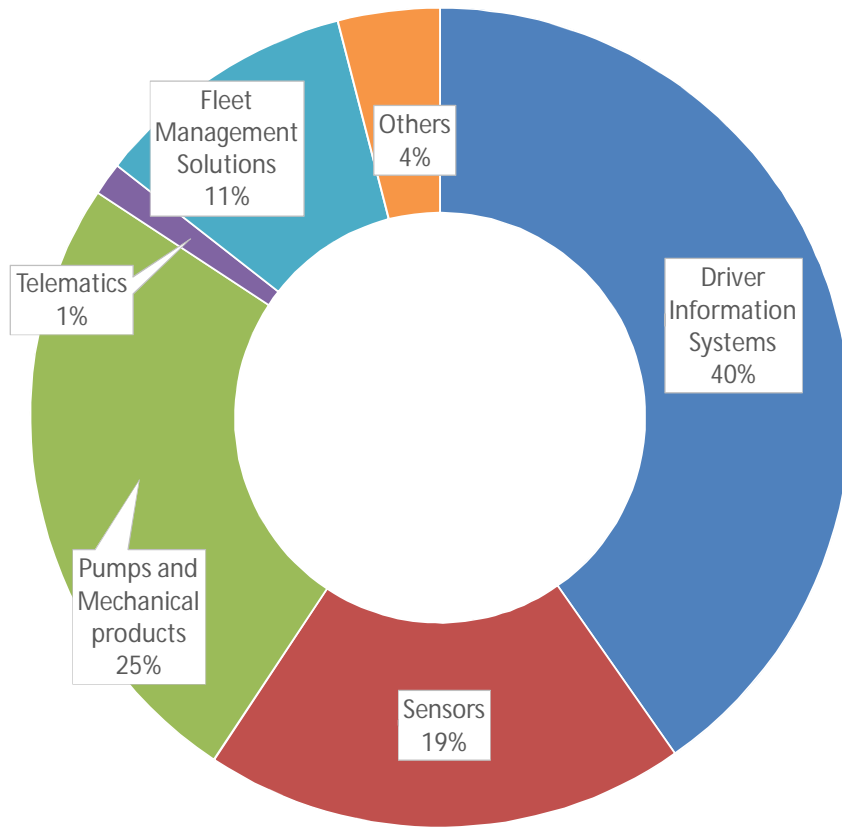
ATV, INDUSTRIAL & OTHERS



PRICOL LIMITED
Passion to Excel

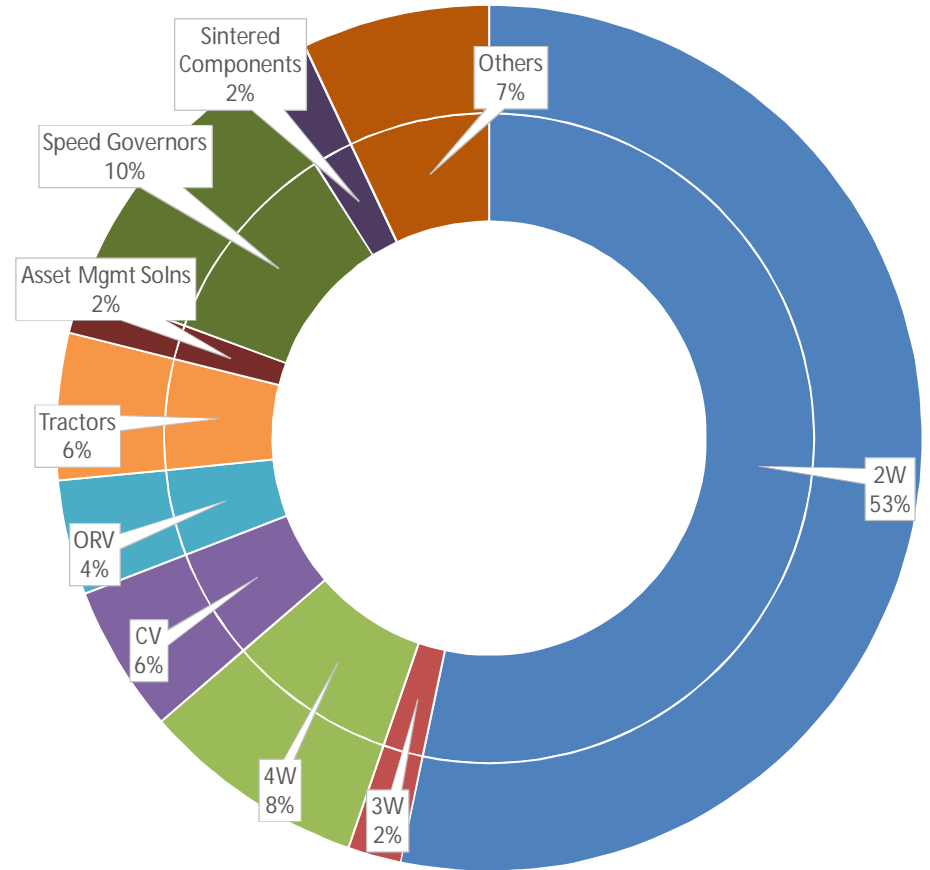
STANDALONE REVENUE BREAKUP

Product Group Revenue Breakup



- Driver Information Systems
- Sensors
- Pumps and Mechanical products
- Telematics
- Fleet Management Solutions
- Others

Segment-wise Revenue Breakup



- 2W
- 3W
- 4W
- CV
- ORV
- Tractors
- Asset Mgmt Solns
- Speed Governors
- Sintered Components
- Others



STANDALONE FINANCIALS AT A GLANCE 9 MONTHS FY 2015-16

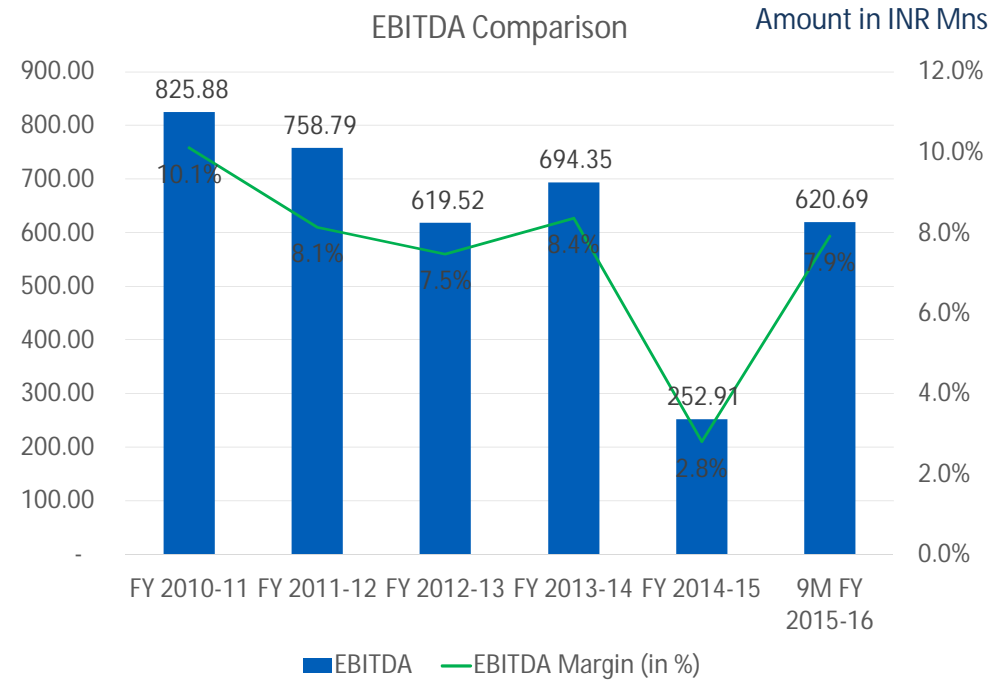
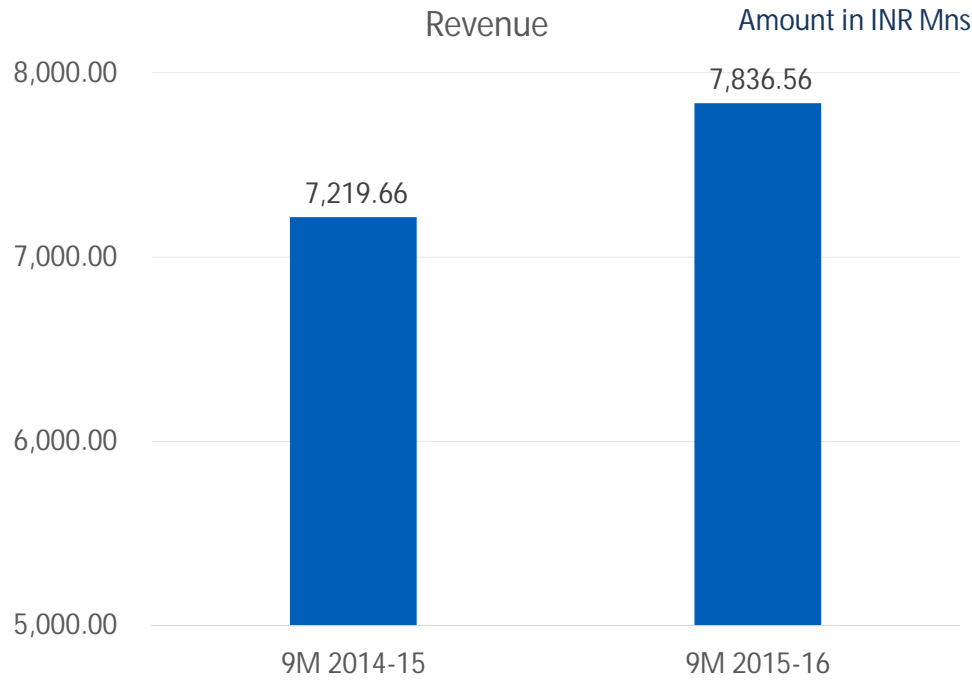
(Amounts in INR Mns)

Particulars	Q1 FY 16	Q2 FY 16	Q3 FY 16	9 M FY 16	9 M FY 15
Net Sales	2,174.65	2,336.76	2,972.00	7,483.41	7,204.91
Total Income from Operations	2,301.01	2,455.04	3,080.52	7,836.56	7,219.66
EBITDA	124.58	137.47	358.64	620.69	326.97
EBITDA Margin (%)	5.4%	5.6%	11.6%	7.9%	4.5%
PBT Before Exceptions	28.26	61.71	255.94	345.91	(13.32)
PBT After Exceptions	22.96	35.05	187.78	245.79	(173.46)
PBT Margin (%)	1.0%	1.4%	6.1%	3.1%	-2.4%
PAT	16.40	27.77	167.14	211.31	(155.97)
PAT Margin (%)	0.7%	1.1%	5.4%	2.7%	-2.2%

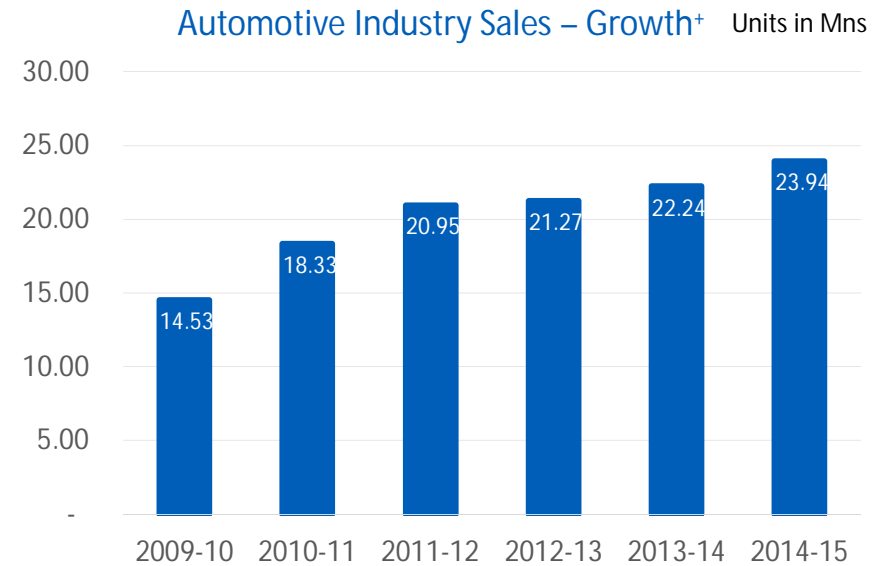
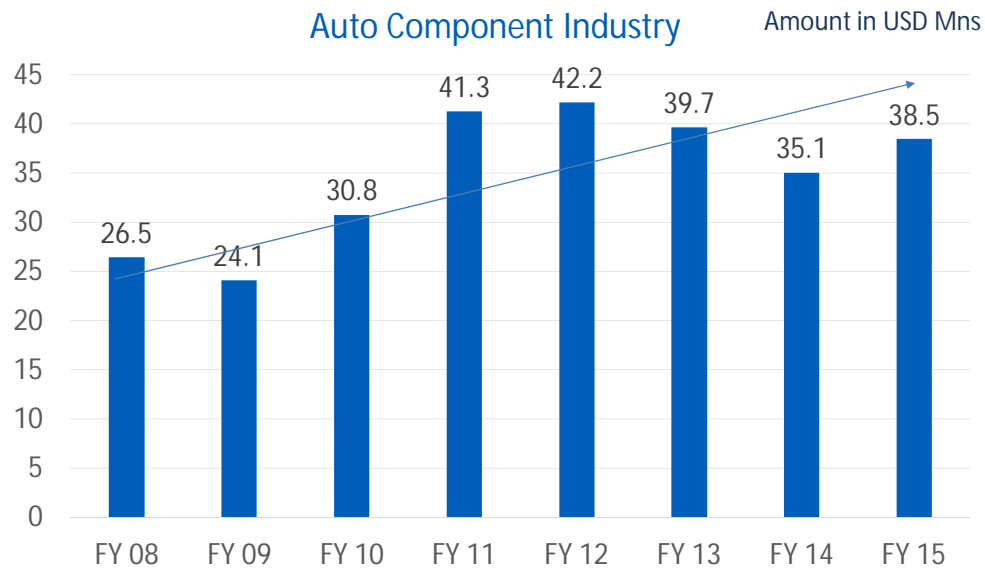
Note:

1. Quarterly Results have been regrouped to reflect the Provision for sale of stake in Coimbatore Metal Works Limited (Earlier known as Pricol Castings Limited)

FINANCIAL SUMMARY (9 MONTHS FY 2015-16)



AUTOMOTIVE INDUSTRY - MARKET INDICATORS



MARKET EXPECTATIONS:

Automotive Mission Plan 2016-26 envisages a 4 time growth in value of Auto Industry

Automotive Component Industry CAGR of 14% from FY 2013-14 to FY 2020-21

Automotive Component Industry to show robust growth to USD 115 Billion by FY 2020-21, and contributing to at least 10% of India's GDP, up from 7% of GDP currently.

Exports to account for 26% of total Indian Auto Component Market by 2021

Reference :

* IBEF Auto Components Review – January 2016

⁺ CRISIL Research & SIAM reports

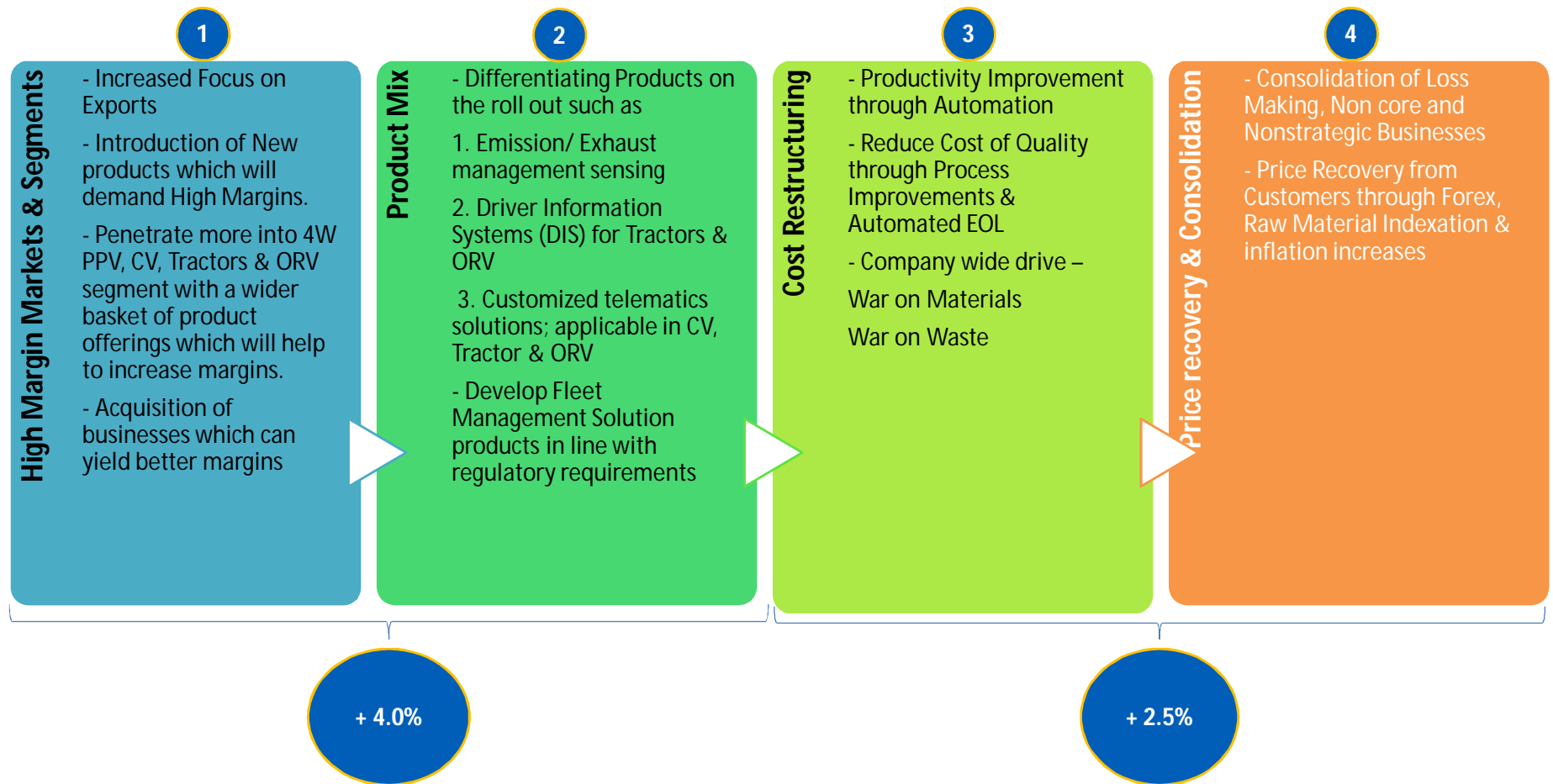
RATIONALE FOR GROWTH

Segment	Driver Information Systems	Pumps & Mechanical Products	Sensors	Asset Management Systems
2W	<ul style="list-style-type: none"> Higher Disposable Income Favorable Demographics India-Export hub Shorter replacement period of 2W Less rural penetration 	<ul style="list-style-type: none"> Reducing fuel prices to increase demand of entry level vehicles Regulations on emissions 	<ul style="list-style-type: none"> Regulations on emissions & Safety aspects Increased Need for "SMART" vehicles 	<ul style="list-style-type: none"> Increased theft of 2W demanding the need for Vehicle Security Systems in 2W.
3W	<ul style="list-style-type: none"> Exports to African & Asian countries and generates higher margins for OEMs New Licenses in NCR & Jaipur region 	<ul style="list-style-type: none"> Emission regulation creates a drive for alternate fuels such as LPG 	<ul style="list-style-type: none"> Regulations on emissions & Safety aspects 	NOT APPLICABLE
4W PPV	<ul style="list-style-type: none"> Rising Income Levels Higher income levels Lower Interest Rates & Excise duty 	<ul style="list-style-type: none"> Regulations on efficiency & emissions → Fuel efficient cars Localization of Engine Mfrg. in India 	<ul style="list-style-type: none"> Regulations on emissions & Safety aspects Increased Need for "SMART" vehicles 	<ul style="list-style-type: none"> Increased Taxi Fleet. VSS requirement as a measure of asset protection.
CV	<ul style="list-style-type: none"> Economy growth Infrastructure development & increased Last Mile traffic Revival of mining industry GST Implementation 	<ul style="list-style-type: none"> Emission regulation creates a drive for alternate fuels. Increase in M& HCV population drives need for Cab tilt products. 	<ul style="list-style-type: none"> Regulations on emissions & Safety aspects Increased Need for "SMART" vehicles 	<ul style="list-style-type: none"> Speed regulations imposed by Govt. – Need for speed limiters. Revival of Mining & Infra industry – demand for CLS products & VTS products
Tractors & ORV	<ul style="list-style-type: none"> Govt. subsidies for farmers India: Export hub for Tractors Infrastructure development GST Implementation Increased efficiency Monsoon dependent Revival of Mining industry 	<ul style="list-style-type: none"> Localization of Engine Mfrg. in India Increased penetration of tractors in lower acreage farms Tractors are also looked as material handling equipment 	<ul style="list-style-type: none"> Regulations on emissions & Safety aspects Increased Need for "SMART" vehicles 	<ul style="list-style-type: none"> Revival of Mining & Infra industry – demand for CLS products & VTS products

DIS: Driver Information System | PTP: Pumps & Mechanical Products | SAS: Sensors Actuators & Switches | AMS: Asset Management Solutions | CLS: Centralized Lubrication System | VSS: Vehicle Security System



MARGIN IMPROVEMENT ROADMAP BETWEEN FY'16 & FY'20 (PRICOL STANDALONE)



** PPV: Personal Passenger Vehicles; CV: Commercial Vehicles; ORV: Off-road Vehicle; EOL: End of Line

Expected Consolidated Revenue of INR 3,000 Crores by FY 2019-20

Expected CAGR of 20% from FY 2016-17 to FY 2019-20

EBITDA of 15% or higher by FY 2019-20

Strong Export Growth indicators to contribute in incremental EBITDA margins

Pricol is set to grow organically at 14% and inorganically at 8% year on year approximately

Pricol plans to set up a greenfield plant at Vietnam, from FY 2017-18 onwards, and a greenfield plant in Mexico based on the country's performance by FY 2019-20

Acquisitions/Technological partnerships in Europe and USA Regions in Automotive pumps and Sensors businesses to contribute to the Revenue target

PRICOL 2016 : ₹ 1450 Crores (Estimated Consolidated Revenue)

- The world's 2nd largest manufacturer of Driver Information Systems (DIS) for the 2 Wheel segment
- India's largest manufacturer of automotive pumps for the 2 Wheel segment
- World's fourth largest manufacturer of Instrument clusters for tractor & off highway vehicles
- India's largest manufacturer of Telematics solutions for the tractors & off highway vehicle segments
- India's largest manufacturer of speed governors and cabin tilt mechanisms for the commercial vehicle segment
- Among the Top 10 global manufacturers of automotive sensors

VISION FOR 2020 : ₹ 3000 Crores



QUESTIONS



PRICOL LIMITED
Passion to Excel

THANK YOU



PRICOL LIMITED
Passion to Excel

-  *PASSIONATE*
-  *SUSTAINABLE*
-  *DYNAMIC*
-  *EVOLVING*