



PRICOL LIMITED (Formerly Pricol Pune Limited)

Passion to Excel

109, Race Course,  
Coimbatore 641018, India

+91 422 4336000

+91 422 4336299

city@pricol.co.in

pricol.com

CIN: L34200TZ2011PLC022194

CUSTOMERS EMPLOYEES SHAREHOLDERS SUPPLIERS

Disclosure of shareholding pattern and manner of maintaining shareholding in dematerialized format as per Regulation 31 of the SEBI(Listing Obligations and Disclosure Requirements) Regulations, 2015

- 1. Name of Listed Entity : PRICOL LIMITED
- 2. Scrip Code/Name of Scrip/Class of Security : PRICOL/540293
- 3. Share Holding Pattern Filed under: Reg. 31(1)(a)/Reg. 31(1)(b)/Reg.31(1)( c ) : Reg 31(1)(b)
- a. If under 31(1)(b) then indicate the report for Quarter ending : 31-Dec-2017
- b. If under 31(1)(c) then indicate date of allotment/extinguishment : NA
- 4. Declaration: The Listed entity is required to submit the following declaration to the extent of submission of information:-

Particulars	Yes / No
1 Whether the Listed Entity has issued any partly paid up shares?	No
2 Whether the Listed Entity has issued any Convertible Securities or Warrants?	No
3 Whether the Listed Entity has any shares against which depository receipts are issued?	No
4 Whether the Listed Entity has any shares in locked-in?	No
5 Whether any shares held by promoters are pledge or otherwise encumbered?	No
6 Whether company has equity shares with differential voting rights?	No




Table I - Summary Statement holding of specified securities

S.No	Category of shareholder	Nos. of shareholders	No. of fully paid up equity shares held	No. of Partly paid-up equity shares held	No. of shares underlying Depository Receipts	Total nos. shares held	Shareholding as a % of total no. of shares (calculated as per SCRR, 1957) As a % of (A+B+C2)	Number of Voting Rights held in each class of securities				No. of Shares Underlying Outstanding convertible securities (including Warrants)	Shareholding, as a % assuming full conversion of convertible securities (as a percentage of diluted share capital) As a % of (A+B+C2)	Number of Locked in shares		Number of Shares pledged or otherwise encumbered	Number of equity shares held in dematerialized form		
								No of Voting Rights			Total as a % of (A+B+C)			No. (a)	As a % of total Shares held (b)			No. (a)	As a % of total Shares held (b)
								Class eg: X	Class eg: Y	Total									
(I)	(II)	(III)	(IV)	(V)	(VI)	(VII)= (IV)+(V)+(VI)	(VIII)	(IX)				(X)	(XI)= (VII)+(X)	(XII)	(XIII)	(XIV)			
(A)	Promoter & Promoter Group	17	35,321,996	-	-	35,321,996	37.26	-	-	-	-	-	-	-	-	-	35,321,996		
(B)	Public	40,113	59,474,725	-	-	59,474,725	62.74	-	-	-	-	-	-	-	-	-	57,197,705		
(C)	Non Promoter- Non Public	-	-	-	-	-	-	-	-	-	-	-	-	-	-	-	-		
(C1)	Shares underlying DRs	-	-	-	-	-	-	-	-	-	-	-	-	-	-	-	-		
(C2)	Shares held by Employee Trusts	-	-	-	-	-	-	-	-	-	-	-	-	-	-	-	-		
	<b>Total</b>	<b>40,130</b>	<b>94,796,721</b>	<b>-</b>	<b>-</b>	<b>94,796,721</b>	<b>100</b>	<b>-</b>	<b>-</b>	<b>-</b>	<b>-</b>	<b>-</b>	<b>-</b>	<b>-</b>	<b>-</b>	<b>-</b>	<b>92,519,701</b>		




Table II - Statement showing shareholding pattern of the Promoter and Promoter Group

S.No	Category & Name of the Shareholders	PAN	No. of Shareholder	No. of fully paid up equity shares held	Partly paid-up equity shares held	Nos. of shares underlying Depository Receipts	Total no shares held	Shareholding % calculated as per SCRR, 1957 As a % of (A+B+C2)	Number of Voting Rights held in each class of securities			No. of Shares Underlying Outstanding convertible securities (including Warrants)	Shareholding, as a % assuming full conversion of convertible securities (as a percentage of diluted share capital) As a % of A+B+C2	Number of Locked in shares	Number of Shares pledged or otherwise encumbered	Number of equity shares held in dematerialized form	
									No of Voting Rights								Total as a % of Total Voting rights
									Class X	Class Y	Total						
(i)	(ii)	(iii)	(iv)	(v)	(vi)	(vii)=(iv+v+vi)	(viii)	(ix)			(x)	(xi)=(vii)+(x)	(xii)	(xiii)	(xiv)		
(1)	Indian																
(a)	Individuals/Hindu undivided																
1	Vijay Mohan	AATPM1202F	1	9,140,278	-	-	9,140,278	9.64	-	-	-	-	9.64	-	-	9,140,278	
2	Vijay Mohan D (BHUF)	AABHV0239F	1	660,900	-	-	660,900	0.70	-	-	-	-	0.70	-	-	660,900	
3	Viren Mohan	AERPM3690K	1	6,658,409	-	-	6,658,409	7.02	-	-	-	-	7.02	-	-	6,658,409	
4	Vanitha Mohan	ADJPM0478L	1	3,726,488	-	-	3,726,488	3.93	-	-	-	-	3.93	-	-	3,726,488	
5	Vikram Mohan	ADJPM0476G	1	3,521,175	-	-	3,521,175	3.71	-	-	-	-	3.71	-	-	3,521,175	
6	Gayathri Balaji	ACQPB7352Q	1	159,995	-	-	159,995	0.17	-	-	-	-	0.17	-	-	159,995	
7	Madhura Mohan	BNGPM5200E	1	181,575	-	-	181,575	0.19	-	-	-	-	0.19	-	-	181,575	
8	Manasa Mohan	BNGPM5199A	1	150,000	-	-	150,000	0.16	-	-	-	-	0.16	-	-	150,000	
9	Vinay Balaji	AEHPB2956D	1	100,000	-	-	100,000	0.11	-	-	-	-	0.11	-	-	100,000	
10	Sumanth R	ALMPS1683A	1	332,145	-	-	332,145	0.35	-	-	-	-	0.35	-	-	332,145	
11	Uday Balaji	AGFPB8799I	1	22,005	-	-	22,005	0.02	-	-	-	-	0.02	-	-	22,005	
12	Sumanth.R (BHUF)	AALHS4915B	1	81,000	-	-	81,000	0.09	-	-	-	-	0.09	-	-	81,000	
13	T. Balaji	ACQPB7351P	1	975	-	-	975	0.00	-	-	-	-	0.00	-	-	975	
(b)	Central Government/ State																
(c)	Financial Institutions/ Banks																
(d)	Any Other (Body corporate)																
1	Pricol Holdings limited	AABCP7486R	1	8,556,926	-	-	8,556,926	9.03	-	-	-	-	9.03	-	-	8,556,926	
2	Bhavani Infin Services India Private Limited	AABCB1164A	1	1,498,790	-	-	1,498,790	1.58	-	-	-	-	1.58	-	-	1,498,790	
3	Sagittarius Investments Private Limited	AADCS0626C	1	340,935	-	-	340,935	0.36	-	-	-	-	0.36	-	-	340,935	
4	Shrimay Enterprises Private Limited	AADCS0648A	1	190,400	-	-	190,400	0.20	-	-	-	-	0.20	-	-	190,400	
	Sub-Total (A)(1)		17	35,321,996	-	-	35,321,996	37.26	-	-	-	-	37.26	-	-	35,321,996	
(2)	Foreign																
(a)	Individuals (Non- Resident)																
(b)	Government																
(c)	Institutions																
(d)	Foreign Portfolio Investor																
(f)	Any Other (specify)																
	Sub-Total (A)(2)																
	<b>Total Shareholding of Promoter and Promoter Group (A)=(A)(1)+(A)(2)</b>		17	35,321,996	-	-	35,321,996	37.26	-	-	-	-	37.26	-	-	35,321,996	




Table III - Statement showing shareholding pattern of the Public shareholder

S.No	Category & Name of the Shareholders	PAN	Nos. of share holder	No. of fully paid up equity shares held	Partly paid-up equity shares held	Nos. of shares underlying Depository Receipts	Total nos. shares held	Shareholding % calculate d as per SCRR, 1957 As a % of (A+B+C2)	Number of Voting Rights held in each class of securities			No. of Shares Underlying Outstanding convertible securities (Including Warrants)	Total shareholding as a % assuming full conversion of convertible securities (as a percentage of diluted share capital)	Number of Locked in Shares		Number of Shares pledged or otherwise encumbered		Number of equity shares held in dematerialized form	
									No of Voting Rights					Total as a % of Total Voting rights	No. (a)	As a % of total Shares held (b)	No. (Not Applicable) (c)		As a % of total shares held (d) (Not Applicable)
									Class X	Class Y	Total								
(i)	(ii)	(iii)	(iii)	(iv)	(v)	(vi)	(vii)+(viii)+(ix)	(viii)	(ix)	(x)	(xi)	(xii)	(xiii)	(xiv)					
(1)	<b>Institutions</b>																		
(a)	Mutual Funds		7	2,535,397			2,535,397	2.67				2.67					NA	2,535,397	
(b)	Venture Capital Funds		-	-			-	0.00				-					NA	-	
(c)	Alternate Investment Funds		1	993,332			993,332	1.05				1.05					NA	993,332	
(d)	Foreign Venture Capital Investors		-	-			-	0.00				-					NA	-	
(e)	Foreign Portfolio Investors		4	176,823			176,823	0.19				0.19					NA	176,823	
(f)	Financial Institutions/ Banks		4	205,002			205,002	0.22				0.22					NA	204,877	
(g)	Insurance Companies		1	268,966			268,966	0.28				0.28					NA	268,966	
(h)	Provident Funds/ Pension Funds		-	-			-	0.00				-					NA	-	
(i)	Any Other (Foreign Institutional Investors)		-	-			-	0.00				-					NA	-	
	<b>Sub-Total (B)(1)</b>		<b>17</b>	<b>4,179,520</b>			<b>4,179,520</b>	<b>4.41</b>				<b>4.41</b>					<b>NA</b>	<b>4,179,395</b>	
(2)	<b>Central Government/ State Government(s)/ President of India</b>																NA		
	<b>Sub-Total (B)(2)</b>																NA		
(3)	<b>Non-institutions</b>																NA		
(a)	<b>Individuals -</b>																NA		
	i. Individual shareholders holding nominal share capital up to Rs. 2 lakhs.		38626	32,672,535			32,672,535	34.47				34.47					NA	30,447,580	
	ii. Individual shareholders holding nominal share capital in excess of Rs. 2 lakhs.		8	3,864,144			3,864,144	4.08				4.08					NA	3,864,144	
(b)	NBFCs registered with RBI		4	15,250			15,250	0.02				0.02					NA	15,250	
(c)	Employee Trusts		-	-			-	-				-					NA	-	
(d)	Overseas Depositories (holding)		-	-			-	-				-					NA	-	
(e)	<b>Any Other</b>																NA		
(e-i)	Body Corporate		660	16,502,837			16,502,837	17.41				17.41					NA	16,488,397	
(e-ii)	Clearing Member		127	269,759			269,759	0.28				0.28					NA	269,759	
(e-iii)	Non Resident Indians		667	1,276,785			1,276,785	1.35				1.35					NA	1,239,285	
(e-iv)	Trust		3	200,140			200,140	0.21				0.21					NA	200,140	
(e-v)	IEPF		1	493,755			493,755	0.52				0.52					NA	493,755	
	<b>Sub-Total (B)(3)</b>		<b>40,096</b>	<b>55,295,205</b>			<b>54,801,450</b>	<b>57.81</b>				<b>57.81</b>					<b>NA</b>	<b>53,018,310</b>	
	<b>Total Public Shareholding (B)= (B)(1)+(B)(2)+(B)(3)</b>		<b>40,113</b>	<b>59,474,725</b>			<b>58,980,970</b>	<b>62.22</b>				<b>62.22</b>					<b>NA</b>	<b>57,197,705</b>	

Details of the shareholders acting as persons in Concert including their Shareholding (No. and %):

Serial No.	Name of the PAC	PAN No.	Number of shares	Percentage of shareholding by PAC	ID
Nil					




Table- III - Institutions/Non Institutions holding more than 1% of total number of shares.

S.No	Category and Name of the Shareholders (i)	PAN (ii)	No. of fully paid up equity shares held (iv)	No. Of Partly paid-up equity shares held (v)	No. Of shares underlying Depository Receipts (vi)	Total nos. shares held (vii) = (iv)+(v)+(vi)	Shareholding as a % of total no. of shares (calculated as per SCRR, 1957) (viii) As a % of (A+B+C2)	Number of Voting			No. Of Shares Underying Outstanding conv	No. Of Shares Underying Outstanding convertible	Shareholding, as a % assuming full conversion of	Number of	Number of Shares	Number of equity shares held in dematerialized form (xiv)
								Class	Class	Total						
<b>Institutions</b>																
<b>III - 1(a) Mutual Funds</b>																
1	a) UTI MUTUAL FUNDS	AAATU1088L	2,535,397			2,535,397	2.67									2,535,397
<b>III - 1(b) Venture Capital Funds</b>																
							0.00									
<b>III - 1 (c) Alternative Invest Funds</b>																
1	a) ASHMORE INDIA OPPORTUNITIES FUND	AAFTA7838K	993,332			993,332	1.05									993,332
<b>Non-Institutions</b>																
<b>III - 3 (a)(ii) Individual Shareholders</b>																
1	RAJESH MADHAVAN UNNI (HUF)	AAPHR9418E	1,931,500	-	-	1,931,500	2.04									1,931,500
<b>Any other ***</b>																
<b>III - 3 (e)(i) Body Corporates</b>																
1	VRAMATH FINANCIAL SERVICES PVT LTD	AAECV1452G	4,567,761	-	-	4,567,761	4.82									4,567,761
2	PHI CAPITAL SOLUTIONS LLP	AAMFP6305R	4,499,000	-	-	4,499,000	4.75									4,499,000
3	UNO METALS LTD	AAACU3053E	1,230,000	-	-	1,230,000	1.30									1,230,000
3	AKG FINVEST LTD	AADCA8306P	1,145,951	-	-	1,145,951	1.21									1,145,951

Details of Shares which remain unclaimed may be given here along with details such as number of shareholders, outstanding shares held in demat/unclaimed suspense account, voting rights which are frozen etc.

No. of Shareholders	No of Shares held
448	590400




Table IV - Statement showing shareholding pattern of the Non Promoter- Non Public shareholder

S.No	Category & Name of the Shareholders (I)	PAN (II)	No. of shareholder (III)	No. of fully paid-up equity shares held (IV)	Partly paid-up equity shares held (V)	Nos. of shares underlying Depository Receipts (VI)	Total no. shares held (VII = IV+V+VI)	Shareholding % calculated as per SCRR, 1957 As a % of (VIII) (A+B+C2)	Number of Voting Rights held in each class of securities (IX)			No. of Shares Underlying Outstanding convertible securities (including Warrants) (X)	Total shareholding, as a % assuming full conversion of convertible securities (as a percentage of diluted share capital)	Number of locked in shares (XII)		Number of shares pledged or otherwise encumbered (XIII)		Number of equity shares held in dematerialized form (XIV) (Not Applicable)	
									No of Voting Rights	As a % of Total Voting rights	Total			No.	As a % of total Shares held	No. (Not applicable)	As a % of total shares held (Not applicable)		
(1)	Custodian/DR	-	-	-	-	-	-	-	-	-	-	-	-	-	-	-	-	-	-
(a)	Name of DR Holder (if available)	-	-	-	-	-	-	-	-	-	-	-	-	-	-	-	-	-	-
(i)	abc,...	-	-	-	-	-	-	-	-	-	-	-	-	-	-	-	-	-	-
(ii)	efg,...	-	-	-	-	-	-	-	-	-	-	-	-	-	-	-	-	-	-
(2)	Employee Benefit Trust (under SEBI (Share based Employee Benefit) Regulations, 2014)	-	-	-	-	-	-	-	-	-	-	-	-	-	-	-	-	-	-
(a)	Name (abc...)	-	-	-	-	-	-	-	-	-	-	-	-	-	-	-	-	-	-
	Total Non- Promoter- Non Public Shareholding (C)= (C)(1)+(C)(2)	-	-	-	-	-	-	-	-	-	-	-	-	-	-	-	-	-	-

for pricol limited

T.G.Thamizhanban  
Company Secretary