



**PRICOL LIMITED** (Formerly Pricol Pune Limited)  
Passion to Excel

109, Race Course,  
Coimbatore 641018, India

☎ +91 422 4336000  
☎ +91 422 4336299  
✉ city@pricol.co.in  
🌐 pricol.com


CIN: L34200TZ2011PLC022194

✧ CUSTOMERS ✧ EMPLOYEES ✧ SHAREHOLDERS ✧ SUPPLIERS

**Disclosure of shareholding pattern and manner of maintaining shareholding in dematerialized format as per Regulation 31 of the SEBI(Listing Obligations and Disclosure Requirements) Regulations, 2015**

1. Name of Listed Entity : PRICOL LIMITED  
2. Scrip Code/Name of Scrip/Class of Security : PRICOL/540293  
3. Share Holding Pattern Filed under: Reg. 31(1)(a)/Reg. 31(1)(b)/Reg.31(1)( c ) : Reg 31(1)(b)  
a. If under 31(1)(b) then indicate the report for Quarter ending : 30-Sep-2017  
b. If under 31(1)(c) then indicate date of allotment/extinguishment : NA  
4. Declaration: The Listed entity is required to submit the following declaration to the extent of submission of information:-

Particulars	Yes / No
1 Whether the Listed Entity has issued any partly paid up shares?	No
2 Whether the Listed Entity has issued any Convertible Securities or Warrants?	No
3 Whether the Listed Entity has any shares against which depository receipts are issued?	No
4 Whether the Listed Entity has any shares in locked-in?	No
5 Whether any shares held by promoters are pledge or otherwise encumbered?	No
6 Whether company has equity shares with differential voting rights?	No



109, Race Course,  
Coimbatore 641018, India

+91 422 4336000  
+91 422 4336299  
city@pricol.co.in  
pricol.com

CIN: L34200TZ2011PLC022194

CUSTOMERS EMPLOYEES SHAREHOLDERS SUPPLIERS

Table I - Summary Statement holding of specified securities

S.No	Category of shareholder	Nos. of shareholders	No. of fully paid up equity shares held	No. of Partly paid up equity shares held	No. of shares underlying Depository Receipts	Total nos. shares held (VII) = (IV)+(V)+(VI)	Shareholding as a % of total no. of shares (calculated as per SCRR, 1957) As a % of (A+B+C2)	Number of Voting Rights held in each class of securities				No. of Shares Underlying Outstanding convertible securities (including Warrants)	Shareholding as a % assuming full conversion of convertible securities (as a percentage of diluted share capital) As a % of (A+B+C3)	Number of Locked in shares		Number of Shares pledged or otherwise encumbered	Number of equity shares held in dematerialized form
								No of Voting Rights			Total as a % of (A+B+C)			No. (a)	As a % of total Shares held (b)		
								Class eq: X	Class eq: Y	Total							
(I)	(II)	(III)	(IV)	(V)	(VI)	(VII)	(VIII)	(IX)				(X)	(XI) = (VII)+(X)	(XII)	(XIII)	(XIV)	
(A)	Promoter & Promoter Group	17	35,321,996	-	-	35,321,996	37.26	-	-	-	-	-	-	-	-	-	35,321,996
(B)	Public	42,080	59,474,725	-	-	59,474,725	62.74	-	-	-	-	-	-	-	-	-	56,997,850
(C)	Non Promoter- Non Public	-	-	-	-	-	-	-	-	-	-	-	-	-	-	-	-
(C1)	Shares underlying DRs	-	-	-	-	-	-	-	-	-	-	-	-	-	-	-	-
(C2)	Shares held by Employee Trusts	-	-	-	-	-	-	-	-	-	-	-	-	-	-	-	-
	<b>Total</b>	<b>42,097</b>	<b>94,796,721</b>	<b>-</b>	<b>-</b>	<b>94,796,721</b>	<b>100</b>	<b>-</b>	<b>-</b>	<b>-</b>	<b>-</b>	<b>-</b>	<b>-</b>	<b>-</b>	<b>-</b>	<b>-</b>	<b>92,319,846</b>





Table II - Statement showing shareholding pattern of the Promoter and Promoter Group

S.No	Category & Name of the Shareholders	PAN	No. of Shareholder	No. of fully paid up equity shares held	Partly paid-up equity shares held	Nos. of shares underlying Depository Receipts	Total no shares held	Shareholding % calculated as per SCRR, 1957 As a % of (A+B+C2)	Number of Voting Rights held in each class of securities			No. of Shares Underlying Outstanding convertible securities (as a percentage of diluted share capital) As a % of A+B+C2	Number of Locked in shares	Number of Shares pledged or otherwise encumbered	Number of equity shares held in dematerialized form	
									No of Voting Rights		Total as a % of Total Voting Rights					
									Class X	Class Y						Class Z
(i)	(ii)	(iii)	(iv)	(v)	(vi)	(vii)=(v+v+vi)	(viii)	(ix)			(x)	(xi)=(viii)+(x)	(xii)	(xiii)	(xiv)	
<b>(1) Indian</b>																
<b>(a) Individuals/Hindu undivided</b>																
1	Vilay Mohan	AATPM1202F	1	9,140,278	-	-	9,140,278	9.64								9,140,278
2	Vilay Mohan D (BHUF)	AABHV0239F	1	660,900	-	-	660,900	0.70								660,900
3	Viren Mohan	AERP3690X	1	6,658,409	-	-	6,658,409	7.02								6,658,409
4	Vanitha Mohan	ADJPM0478J	1	3,726,488	-	-	3,726,488	3.93								3,726,488
5	Vikram Mohan	ADJPM0476G	1	3,521,175	-	-	3,521,175	3.71								3,521,175
6	Gayathri Balaji	ACOP87352Q	1	159,995	-	-	159,995	0.17								159,995
7	Madhura Mohan	BNGPM5200E	1	181,575	-	-	181,575	0.19								181,575
8	Manasa Mohan	BNGPM5199A	1	150,000	-	-	150,000	0.16								150,000
9	Vinay Balaji	AEGP8295ED	1	100,000	-	-	100,000	0.11								100,000
10	Sumanth R	ALMPS1689A	1	332,145	-	-	332,145	0.35								332,145
11	Uday Balaji	AGFP88789J	1	22,005	-	-	22,005	0.02								22,005
12	Sumanth.R (BHUF)	AAHS4915B	1	81,000	-	-	81,000	0.09								81,000
13	T Balaji	ACOP87351P	1	975	-	-	975	0.00								975
<b>(b) Central Government/ State</b>																
<b>(c) Financial Institutions/ Banks</b>																
<b>(d) Any Other (Body corporate)</b>																
1	Pricol Holdings Limited	AABCP7486R	1	8,556,926	-	-	8,556,926	9.03								8,556,926
2	Bhavani Infin Services India Private Limited	AABCB1164A	1	1,498,790	-	-	1,498,790	1.58								1,498,790
3	Sagittarius Investments Private Limited	AADCS0626C	1	340,935	-	-	340,935	0.36								340,935
4	Shrimay Enterprises Private Limited	AADCS0648A	1	190,400	-	-	190,400	0.20								190,400
Sub-Total (A)(1)			17	35,321,996	-	-	35,321,996	37.26								35,321,996
<b>(2) Foreign</b>																
<b>(a) Individuals (Non-Resident)</b>																
<b>(b) Government</b>																
<b>(c) Institutions</b>																
<b>(d) Foreign Portfolio Investor</b>																
<b>(e) Any Other (Specific)</b>																
Sub-Total (A)(2)			-	-	-	-	-	-								-
Total Shareholding of Promoter and Promoter Group (A)= (A)(1)+(A)(2)			17	35,321,996	-	-	35,321,996	37.26								35,321,996





**PRICOL LIMITED** (Formerly Pricol Pune Limited)  
Passion to Excel

109, Race Course,  
Coimbatore 641018, India

☎ +91 422 4336000  
☎ +91 422 4336299  
✉ city@pricol.co.in  
🌐 pricol.com

CIN: L34200TZ2011PLCO22194


👤 CUSTOMERS 👤 EMPLOYEES 👤 SHAREHOLDERS 👤 SUPPLIERS

**Table III - Statement showing shareholding pattern of the Public shareholder**

S.No.	Category & Name of the Shareholders	PAN	Nos. of shares held	No. of fully paid up equity shares held	Partly paid-up equity shares held	Nos. of shares underlying Depository Receipts	Total nos. shares held	Shareholding % calculated as per SCRR, 1957 As a % of (A+B+C)	Number of Voting Rights held in each class of securities			No. of Shares Underlying Outstanding convertible securities (including Warrants)	Total shareholding, as a % resulting full conversion of convertible securities (as a percentage of diluted share capital)	Number of Locked In Shares		Number of Shares pledged or otherwise encumbered		Number of equity shares held in dematerialized form	
									No of Voting Rights					Total as a % of Total Voting rights	No. (A)	As a % of total shares held (B)	No. (Not Applicable) (C)		As a % of total shares held (D)(Not Applicable)
									Class X	Class Y	Total								
(1)	<b>Institutions</b>																		
(a)	Mutual Funds		9	2,686,064			2,686,064	2.83				2.83					NA		2,685,314
(b)	Venture Capital Funds		-	-			-	0.00				-					NA		-
(c)	Alternate Investment Funds		-	-			-	0.00				-					NA		-
(d)	Foreign Venture Capital Investors		-	-			-	0.00				-					NA		-
(e)	Foreign Portfolio Investors		5	74,514			74,514	0.08				0.08					NA		74,514
(f)	Financial Institutions/ Banks		5	75,905			75,905	0.08				0.08					NA		75,780
(g)	Insurance Companies		1	268,966			268,966	0.28				0.28					NA		268,966
(h)	Provident Funds/ Pension Funds		-	-			-	0.00				-					NA		-
(i)	Any Other (Foreign Institutional Investors)		-	-			-	0.00				-					NA		-
	<b>Sub-Total (B)(1)</b>		<b>20</b>	<b>3,105,449</b>			<b>3,105,449</b>	<b>3.28</b>				<b>3.28</b>					NA		<b>3,104,574</b>
(2)	<b>Central Government/ State Government(s)/ President of India</b>																	NA	
	<b>Sub-Total (B)(2)</b>																	NA	
(3)	<b>Non-Institutions</b>																	NA	
(a)	<b>Individuals -</b>																	NA	
(i)	Individual shareholders holding nominal share capital up to Rs. 2 lakhs.		40623	34,455,560			34,455,560	36.35				36.35					NA		32,033,000
(ii)	Individual shareholders holding nominal share capital in excess of Rs. 2 lakhs.		7	3,761,797			3,761,797	3.97				3.97					NA		3,761,797
(b)	NBFCs registered with RBI		5	21,750			21,750	0.02				0.02					NA		21,750
(c)	Employee Trusts		-	-			-	-				-					NA		-
(d)	Overseas Depositories (holding)		-	-			-	-				-					NA		-
(e)	Any Other		641	16,479,278			16,479,278	17.28				17.28					NA		16,463,338
(e-i)	Body Corporate		88	134,739			134,739	0.14				0.14					NA		134,739
(e-ii)	Clearing Member		694	1,497,422			1,497,422	1.58				1.58					NA		1,459,922
(e-iii)	Non Resident Indians		2	18,730			18,730	0.02				0.02					NA		18,730
(e-iv)	Trust		2	18,730			18,730	0.02				0.02					NA		18,730
	<b>Sub-Total (B)(3)</b>		<b>42,060</b>	<b>56,369,276</b>			<b>56,369,276</b>	<b>59.46</b>				<b>59.46</b>					NA		<b>53,893,276</b>
	<b>Total Public Shareholding (B) = (B)(1)+(B)(2)+(B)(3)</b>		<b>42,080</b>	<b>59,474,725</b>			<b>59,474,725</b>	<b>62.74</b>				<b>62.74</b>					NA		<b>56,997,850</b>

Details of the shareholders acting as persons in Concert including their Shareholding (No. and %):

Serial No.	Name of the PAC	PAN No.	Number of shares	Percentage of shareholding by PAC	IO
Nil					





**PRICOL LIMITED** (Formerly Pricol Pune Limited)  
Passion to Excel

109, Race Course,  
Coimbatore 641018, India

☎ +91 422 4336000  
☎ +91 422 4336299  
✉ city@pricol.co.in  
🌐 pricol.com

CIN: L34200TZ2011PLC022194

👤 CUSTOMERS 👤 EMPLOYEES 👤 SHAREHOLDERS 👤 SUPPLIERS

Table-III - Institutions/Non Institutions holding more than 1% of total number of shares.

S.No	Category and Name of the Shareholders (I)	PAN (II)	No. of fully paid up equity shares held (IV)	No. Of Partly paid-up equity shares held (V)	No. Of shares underlying Depository Receipts (VI)	Total nos. shares held (VII) = (IV)+(V)+(VI)	Shareholding as a % of total no. of shares (calculated as per SCRR, 1957) (VIII) As a % of (A+B+C2)	Number of Voting			No. Of Shares (X)	No. Of Warrants (XI)	No. Of Shares Underlying Outstanding and convertible	Shareholding, as a % assuming full conversion of	Number of		Number of Shares (a)	As a % of total Shares held (b)	Number of equity shares held in dematerialized form (XIV)
								Class	Class	Total					No.	No.			
<b>Institutions</b>																			
<b>III - 1(a) Mutual Funds</b>																			
1	a) UTI MUTUAL FUNDS	AAATU1088L	2,685,314	-	-	2,685,314	2.83	-	-	-	-	-	-	2.83	-	-	-	-	2,685,314
<b>III - 1(b) Venture Capital Funds</b>																			
			-	-	-	-	0.00	-	-	-	-	-	-	-	-	-	-	-	-
<b>Non-Institutions</b>																			
<b>III - 3 (a)(ii) Individual Shareholders</b>																			
1	RAJESH MADHAVAN UNNI (HUF)	AAPHR9418E	1,931,000	-	-	1,931,000	2.04	-	-	-	-	-	-	2.04	-	-	-	-	1,931,000
<b>Any other ***</b>																			
<b>III - 3 (e)(i) Body Corporates</b>																			
1	VRAMATH FINANCIAL SERVICES PVT LTD	AAECV1452G	4,567,887	-	-	4,567,887	4.82	-	-	-	-	-	-	4.82	-	-	-	-	4,567,887
2	PHI CAPITAL SOLUTIONS LLP	AAMFP6305R	4,499,000	-	-	4,499,000	4.75	-	-	-	-	-	-	4.75	-	-	-	-	4,499,000
3	UNO METALS LTD	AAACU3053E	1,230,000	-	-	1,230,000	1.30	-	-	-	-	-	-	1.30	-	-	-	-	1,230,000
3	AKG FINVEST LTD	AADCA8306P	1,114,966	-	-	1,114,966	1.18	-	-	-	-	-	-	1.18	-	-	-	-	1,114,966

Details of Shares which remain unclaimed may be given here along with details such as number of shareholders, outstanding shares held in demat/unclaimed suspense account, voting rights which are frozen etc.

No. of Shareholders	No of Shares held
688	937580




Table IV - Statement showing shareholding pattern of the Non Promoter- Non Public shareholder

S.No	Category & Name of the Shareholders (I)	PAN (II)	No. of shareholder (III)	No. of fully paid-up equity shares held (IV)	Partly paid-up equity shares held (V)	Nos. of shares underlying Depository Receipts (VI)	Total no. shares held (VII=IV+V+VI)	Shareholding % calculated as per SCRR, 1957 As a % of (VIII) (A+B+C+D)	Number of Voting Rights held in each class of securities (IX)			No. of Shares Underlying Outstanding convertible securities (including Warrants) (X)	Total shareholding, as a % assuming full conversion of convertible securities (as a percentage of diluted share capital)	Number of locked in shares (XII)		Number of shares pledged or otherwise encumbered (XIII)		Number of equity shares held in dematerialized form (XIV) (Not Applicable)
									Class X	Class Y	Total of Total Voting rights			No.	As a % of total Shares held	No. (Not applicable)	As a % of total shares held (Not applicable)	
(1)	Custodian/DR	-	-	-	-	-	-	-	-	-	-	-	-	-	-	-	-	-
(a)	Name of DR Holder (if available)	-	-	-	-	-	-	-	-	-	-	-	-	-	-	-	-	-
(i)	abc,...	-	-	-	-	-	-	-	-	-	-	-	-	-	-	-	-	-
(ii)	efg,...	-	-	-	-	-	-	-	-	-	-	-	-	-	-	-	-	-
(2)	Employee Benefit Trust (under SEBI (Share based Employee Benefit) Regulations, 2014)	-	-	-	-	-	-	-	-	-	-	-	-	-	-	-	-	-
(a)	Name (abc...)	-	-	-	-	-	-	-	-	-	-	-	-	-	-	-	-	-
	Total Non- Promoter- Non Public Shareholding (C)= (C(1)+(C(2))	-	-	-	-	-	-	-	-	-	-	-	-	-	-	-	-	-

Not Applicable

for pricol limited

  
T. S. Thamizhanban  
Company Secretary