



**PRICOL LIMITED** (Formerly Pricol Pune Limited)

*Passion to Excel*

109, Race Course,  
Coimbatore 641018, India

☎ +91 422 4336000

☎ +91 422 4336299

✉ city@pricol.co.in

🌐 pricol.com

CIN: 434200TZ2011PLC022194

👤 CUSTOMERS 👤 EMPLOYEES 👤 SHAREHOLDERS 👤 SUPPLIERS

PL/SEC/TGT/2016-2017/001

Friday, 7th April, 2017

Corporate Relationship Department <b>BSE Limited</b> 1st Floor, New Trading Ring Rotunda Building, P J Towers, Dalal Street, Fort, Mumbai 400 001	The Manager Listing Department <b>National Stock Exchange of India Limited</b> "Exchange Plaza", C-1, Block G Bandra-Kurla Complex, Bandra (E), Mumbai - 400051
---	--

Dear Sir,


Sub: **Shareholding Pattern**

We enclosed herewith the shareholding pattern for the quarter ended **31<sup>st</sup> March 2017** as per Regulation 31 of the Listing Regulations.

Thanking you

Yours faithfully,  
For Pricol limited

T.G.Thamizhanban  
Company Secretary  
F7897



Encl: as above





PRICOL LIMITED (Formerly Pricol Pune Limited)

Passion to Excel

109, Race Course,  
Coimbatore 641018, India

☎ +91 422 4336000

☎ +91 422 4336299

✉ city@pricol.co.in

🌐 pricol.com


CIN: U34200TZ2011PLC022194

👤 CUSTOMERS 👤 EMPLOYEES 👤 SHAREHOLDERS 👤 SUPPLIERS

Disclosure of shareholding pattern and manner of maintaining shareholding in dematerialized format as per Regulation 31 of the SEBI(Listing Obligations and Disclosure Requirements) Regulations, 2015


1. Name of Listed Entity : PRICOL LIMITED
2. Scrip Code/Name of Scrip/Class of Security : PRICOL/540293
3. Share Holding Pattern Filed under: Reg. 31(1)(a)/Reg. 31(1)(b)/Reg.31(1)( c ) : Reg 31(1)(b)
- a. If under 31(1)(b) then indicate the report for Quarter ending : 31-March-2017
- b. If under 31(1)(c) then indicate date of allotment/extinguishment : NA
4. Declaration: The Listed entity is required to submit the following declaration to the extent of submission of information:-

Particulars	Yes / No
1 Whether the Listed Entity has issued any partly paid up shares?	No
2 Whether the Listed Entity has issued any Convertible Securities or Warrants?	No
3 Whether the Listed Entity has any shares against which depository receipts are issued?	No
4 Whether the Listed Entity has any shares in locked-in?	No
5 Whether any shares held by promoters are pledge or otherwise encumbered?	No
6 Whether company has equity shares with differential voting rights?	No




**Table I - Summary Statement holding of specified securities**

S.No	Category of shareholder	Nos. of share holders	No. of fully paid up equity shares held	No. of Partly paid-up equity shares held	No. of shares underlying Depository Receipts	Total nos. shares held	Shareholding as a % of total no. of shares (calculated as per SCRR, 1957) As a % of (A+B+C2)	Number of Voting Rights held in each class of securities			No. of Shares Underlying Outstanding convertible securities (including Warrants)	Shareholding, as a % assuming full conversion of convertible securities (as a percentage of diluted share capital) As a % of (A+B+C2)	Number of Locked in shares		Number of Shares pledged or otherwise encumbered		Number of equity shares held in dematerialized form	
								No of Voting Rights					Total as a % of (A+B+C)	No. (a)	As a % of total Shares held (b)	No. (a)		As a % of total Shares held (b)
								Class eg: X	Class eg: y	Total								
(I)	(II)	(III)	(IV)	(V)	(VI)	(VII)= (IV)+(V)+(VI)	(VIII)	(IX)			(X)	(XI)= (VII)+(X)	(XII)	(XIII)		(XIV)		
(A)	Promoter & Promoter Group	17	35,321,996	-	-	35,321,996	37.26	-	-	-	-	-	-	-	-	-	35,321,996	
(B)	Public	44,687	59,474,725	-	-	59,474,725	62.74	-	-	-	-	-	-	-	-	-	56,893,601	
(C)	Non Promoter- Non Public	-	-	-	-	-	-	-	-	-	-	-	-	-	-	-	-	
(C1)	Shares underlying DRs	-	-	-	-	-	-	-	-	-	-	-	-	-	-	-	-	
(C2)	Shares held by Employee Trusts	-	-	-	-	-	-	-	-	-	-	-	-	-	-	-	-	
	<b>Total</b>	<b>44,704</b>	<b>94,796,721</b>	<b>-</b>	<b>-</b>	<b>94,796,721</b>	<b>100</b>	<b>-</b>	<b>-</b>	<b>-</b>	<b>-</b>	<b>-</b>	<b>-</b>	<b>-</b>	<b>-</b>	<b>-</b>	<b>92,215,597</b>	



**Table II - Statement showing shareholding pattern of the Promoter and Promoter Group**

S.No	Category & Name of the Shareholders	PAN	No. of shareholder	No. of fully paid up equity shares held	Partly paid-up equity shares held	Nos. of shares underlying depositary Receipts	Total no shares held	Shareholding % calculated as per SCRR, 1957 As a % of (A+B+C2)	Number of Voting Rights held in each class of securities			No. of Shares Underlying Outstanding convertible securities (as a percentage of diluted share capital) As a % of A+B+C2	Number of Locked in shares	Number of Shares pledged or otherwise encumbered	Number of equity shares held in dematerialized form	
									No of Voting Rights							Total as a % of Total Voting rights
									Class X	Class Y	Total					
(i)	(ii)	(iii)	(iv)	(v)	(vi)	(vii)=(iv+v+vi)	(viii)	(ix)			(x)	(xi)=(viii)+(x)	(xii)	(xiii)		
(1)	Indian															
(a)	Individuals/Hindu undivided															
1	Vijay Mohan	AATPM1202F	1	9,140,278	-	-	9,140,278	9.64	-	-	-	-	-	-	9,140,278	
2	Vijay Mohan D (BHUF)	AABHV0239F	1	660,900	-	-	660,900	0.70	-	-	-	-	-	-	660,900	
3	Viren Mohan	AERPMS3690K	1	6,658,409	-	-	6,658,409	7.02	-	-	-	-	-	-	6,658,409	
4	Vanitha Mohan	ADJPM0478J	1	3,726,488	-	-	3,726,488	3.93	-	-	-	-	-	-	3,726,488	
5	Vikram Mohan	ADJPM0476G	1	3,521,175	-	-	3,521,175	3.71	-	-	-	-	-	-	3,521,175	
6	Gayathri Balaji	ACQPB7352Q	1	159,995	-	-	159,995	0.17	-	-	-	-	-	-	159,995	
7	Madhura Mohan	BNGPMS200E	1	181,575	-	-	181,575	0.19	-	-	-	-	-	-	181,575	
8	Manasa Mohan	BNGPMS199A	1	150,000	-	-	150,000	0.16	-	-	-	-	-	-	150,000	
9	Vinay Balaji	AEHPB2956D	1	100,000	-	-	100,000	0.11	-	-	-	-	-	-	100,000	
10	Sumanth R	ALMPS1683A	1	332,145	-	-	332,145	0.35	-	-	-	-	-	-	332,145	
11	Uday Balaji	AGFPB8799J	1	22,005	-	-	22,005	0.02	-	-	-	-	-	-	22,005	
12	Sumanth.R (BHUF)	AALHS4915B	1	81,000	-	-	81,000	0.09	-	-	-	-	-	-	81,000	
13	T Balaji	ACQPB7351P	1	975	-	-	975	0.00	-	-	-	-	-	-	975	
(b)	Central Government/ State															
(c)	Financial Institutions/ Banks															
(d)	Any Other (Body corporate)															
1	Pricol Holdings Limited	AABCP7486R	1	8,556,926	-	-	8,556,926	9.03	-	-	-	-	-	-	8,556,926	
2	Bhavani Infin Services India Private Limited	AABCB1164A	1	1,498,790	-	-	1,498,790	1.58	-	-	-	-	-	-	1,498,790	
3	Sagittarius Investments Private Limited	AADC0626C	1	340,935	-	-	340,935	0.36	-	-	-	-	-	-	340,935	
4	Shrimay Enterprises Private Limited	AADC0648A	1	190,400	-	-	190,400	0.20	-	-	-	-	-	-	190,400	
	Sub-Total (A)(1)		17	35,321,996	-	-	35,321,996	37.26	-	-	-	-	-	-	35,321,996	
(2)	Foreign															
(a)	Individuals (Non- Resident)															
(b)	Government															
(c)	Institutions															
(d)	Foreign Portfolio Investor															
(f)	Any Other (specify)															
	Sub-Total (A)(2)															
	<b>Total Shareholding of Promoter and Promoter Group (A)- (A)(1)+(A)(2)</b>		17	35,321,996	-	-	35,321,996	37.26	-	-	-	-	-	-	35,321,996	



**Table III - Statement showing shareholding pattern of the Public shareholder**

S.No	Category & Name of the Shareholders	PAN	Nos. of share holder	No. of fully paid up equity share s held	Partly paid-up equity shares held	Nos. of shares underlying Depository Receipts	Total nos. shares held (V+IV+V+VI)	Shareholding % calculate d as per SCRR, 1997 As a % of (A+B+C2)	Number of Voting Rights held in each class of securities			No. of Shares Underlying Outstanding convertible securities (including Warrants)	Total shareholding as a % assuming full conversion of convertible securities (as a percentage of diluted share capital)	Number of Locked In Shares		Number of Shares pledged or otherwise encumbered		Number of equity shares held in dematerialized form
									No of Voting Rights		Total as a % of Total Voting rights			No. (a)	As a % of total shares held (b)	No. (Not Applicable) (c)	As a % of total shares held (Not Applicable) (d)	
									Class X	Class Y								
(1)	(2)	(3)	(4)	(5)	(6)	(7)	(8)	(9)			(10)	(11)	(12)	(13)	(14)			
(1)	<b>Institutions</b>																	
(a)	Mutual Funds		3	1,689,152			1,689,152	1.78				1.78				NA	1,688,402	
(b)	Venture Capital Funds		-	-			-	0.00				-				NA	-	
(c)	Alternate Investment Funds		-	-			-	0.00				-				NA	-	
(d)	Foreign Venture Capital Investors		-	-			-	0.00				-				NA	-	
(e)	Foreign Portfolio Investors		12	1,687,778			1,687,778	1.78				1.78				NA	1,687,778	
(f)	Financial Institutions/ Banks		3	15,175			15,175	0.02				0.02				NA	15,050	
(g)	Insurance Companies		1	268,966			268,966	0.28				0.28				NA	268,966	
(h)	Provident Funds/ Pension Funds		-	-			-	0.00				-				NA	-	
(i)	Any Other (Foreign Institutional Investors)		-	-			-	0.00				-				NA	-	
	<b>Sub-Total (B)(1)</b>		<b>19</b>	<b>3,661,071</b>			<b>3,661,071</b>	<b>3.85</b>				<b>3.85</b>				NA	<b>3,660,196</b>	
(2)	<b>Central Government/ State Government(s)/ President of India</b>															NA		
	<b>Sub-Total (B)(2)</b>															NA		
(3)	<b>Non-Institutions</b>															NA		
(a)	<b>Individuals -</b>															NA		
	i. Individual shareholders holding nominal share capital up to Rs. 2 lakhs.		43194	35,438,507			35,438,507	37.38				37.38				NA	32,911,698	
	ii. Individual shareholders holding nominal share capital in excess of Rs. 2 lakhs.		7	3,778,498			3,778,498	3.99				3.99				NA	3,778,498	
(b)	NBFCs registered with RBI		5	159,566			159,566	0.17				0.17				NA	159,566	
(c)	Employee Trusts		-	-			-	-				-				NA	-	
(d)	Overseas Depositories (holdings)		-	-			-	-				-				NA	-	
(e)	Any Other															NA		
(e-i)	Body Corporate		684	14,644,191			14,644,191	15.45				15.45				NA	14,628,251	
(e-ii)	Clearing Member		98	353,252			353,252	0.37				0.37				NA	353,252	
(e-iii)	Non Resident Indians		679	1,439,510			1,439,510	1.52				1.52				NA	1,402,010	
(e-iv)	Trust		1	130			130	0.00				0.00				NA	130	
	<b>Sub-Total (B)(3)</b>		<b>44,668</b>	<b>55,813,654</b>			<b>55,813,654</b>	<b>58.88</b>				<b>58.88</b>				NA	<b>53,233,405</b>	
	<b>Total Public Shareholding (B) = (B)(1)+(B)(2)+(B)(3)</b>		<b>44,687</b>	<b>59,474,725</b>			<b>59,474,725</b>	<b>62.74</b>				<b>62.74</b>				NA	<b>56,893,601</b>	

Details of the shareholders acting as persons in Concert including their Shareholding (No. and %):

Serial No.	Name of the PAC	PAN No.	Number of shares	Percentage of shareholding by PAC	ID
Nil					





Table- III - Institutions/Non Institutions holding more than 1% of total number of shares.

S.No	Category and Name of the Shareholders (I)	PAN (II)	No. of fully paid up equity shares held (IV)	No. Of Partly paid-up equity shares held (V)	No. Of shares underlying Depository Receipts (VI)	Total nos. shares held (VII) = (IV)+(V)+ (VI)	Shareholding as a % of total no. of shares (calculated as per SCRR, 1957) (VIII) As a % of (A+B+CZ)	Number of Voting			No. Of Shares Underlying Outstanding and convertible	No. Of Shares Underlying Outstanding and convertible	Shareholding, as a % assuming full conversion of	Number of Shares (a)	Number of Shares (a)	Number of Shares (a)	Number of equity shares held in dematerialized form (XIV)
								Class	Class	Total							
<b>Institutions</b>																	
<b>III - 1(a) Mutual Funds</b>																	
1	a) UTI MID Cap Fund and b) UTI - LONG TERM EQUITY FUND (TAX SAVING)	AAATU1088L	1,688,402			1,688,402	1.78									1,688,402	
<b>III - 1(b) Venture Capital Funds</b>																	
<b>Non-Institutions</b>																	
<b>III - 3 (a)(ii) Individual Shareholders</b>																	
1	RAJESH MADHAVAN UNNI (HUF)	AAPHR9418E	1,947,701	-	-	1,947,701	2.05									1,947,701	
<b>Any other ***</b>																	
<b>III - 3 (e)(i) Body Corporates</b>																	
1	VRAMATH FINANCIAL SERVICES PVT LTD	AAECV1452G	4,567,761	-	-	4,567,761	4.82									4,567,761	
2	PHI CAPITAL SOLUTIONS LLP	AAMFP6305R	4,499,000	-	-	4,499,000	4.75									4,499,000	
3	PRICOL LIMITED - UNCLAIMED SHARES SUSPENSE ACCOUNT	AABCP2380C	951,750	-	-	951,750	1.00									951,750	

Details of Shares which remain unclaimed may be given here along with details such as number of shareholders, outstanding shares held in demat/unclaimed suspense account, voting rights which are frozen etc.

No. of Shareholders	No of Shares held
693	951750



**Table IV - Statement showing shareholding pattern of the Non Promoter- Non Public shareholder**

S.No	Category & Name of the Shareholders (i)	PAN (II)	No. of shareholder (III)	No. of fully paid-up equity shares held (IV)	Partly paid-up equity shares held (V)	Nos. of shares underlying Depository Receipts (VI)	Total no. shares held (VII) = (IV)+(V)+(VI)	Shareholding % calculated as per SCRR, 1957 As a % of (VIII) (A+B+C 2)	Number of Voting Rights held in each class of securities (IX)			No. of Shares Underlying Outstanding convertible securities (including Warrants) (X)	Total shareholding, as a % assuming full conversion of convertible securities (as a percentage of diluted share capital)	Number of locked in shares (XII)		Number of shares pledged or otherwise encumbered (XIII)		Number of equity shares held in dematerialized form (XIV) (Not Applicable)	
									No of Voting Rights	As a % of Total Voting rights	Total as a % of Total Voting rights			No.	As a % of total Shares held	No. (Not applicable)	As a % of total shares held (Not applicable)		
(1)	Custodian/DR	-	-	-	-	-	-	-	-	-	-	-	-	-	-	-	-	-	-
(a)	Name of DR Holder (if available)	-	-	-	-	-	-	-	-	-	-	-	-	-	-	-	-	-	-
(i)	abc,...	-	-	-	-	-	-	-	-	-	-	-	-	-	-	-	-	-	-
(ii)	efg,...	-	-	-	-	-	-	-	-	-	-	-	-	-	-	-	-	-	-
(2)	Employee Benefit Trust (under SEBI (Share based Employee Benefit) Regulations, 2014)	-	-	-	-	-	-	-	-	-	-	-	-	-	-	-	-	-	-
<b>Not Applicable</b>																			
(a)	Name (abc...)	-	-	-	-	-	-	-	-	-	-	-	-	-	-	-	-	-	-
	Total Non- Promoter- Non Public Shareholding (C)= (C)(1)+(C)(2)	-	-	-	-	-	-	-	-	-	-	-	-	-	-	-	-	-	-

