



**PRICOL LIMITED**

*Passion to Excel*

CPM Towers, 109, Race Course,  
Coimbatore 641018, India

+91 422 4336000

+91 422 4336299

city@pricol.co.in

pricol.com

CIN:L33129TZ1972PLC000641

CUSTOMERS EMPLOYEES SHAREHOLDERS SUPPLIERS

PL/SEC/TGT/2016-2017/130

Friday , 14<sup>th</sup> October, 2016

|   |  |
|---|--|
| Corporate Relationship Department<br><b>BSE Limited</b><br>1st Floor, New Trading Ring<br>Rotunda Building, P J Towers,<br>Dalal Street, Fort, Mumbai 400 001 | The Manager<br>Listing Department<br><b>National Stock Exchange of India Limited</b><br>"Exchange Plaza", C-1, Block G<br>Bandra-Kurla Complex,<br>Bandra (E), Mumbai - 400051 |
| <b>Scrip Code : 526109</b>  | <b>Scrip Code : PRICOL</b>   |

Dear Sir,


**Sub: Shareholding Pattern**

We enclose herewith the shareholding pattern for the quarter ended **30<sup>th</sup> September 2016** as per Regulation 31 of the Listing Regulations.

Thanking you

Yours faithfully,  
For Pricol limited

T.G.Thamizhanban  
Company Secretary



Encl: as above





**PRICOL LIMITED**

*Passion to Excel*

CPM Towers, 109, Race Course,  
Coimbatore 641018, India

☎ +91 422 4336000

☎ +91 422 4336299

✉ city@pricol.co.in

🌐 pricol.com

CIN: L33129TZ1972PLC000641

👤 CUSTOMERS 👤 EMPLOYEES 👤 SHAREHOLDERS 👤 SUPPLIERS

**Disclosure of shareholding pattern and manner of maintaining shareholding in dematerialized format as per Regulation 31 of the SEBI(Listing Obligations and Disclosure Requirements) Regulations, 2015**

- 1. Name of Listed Entity : PRICOL LIMITED
- 2. Scrip Code/Name of Scrip/Class of Security : PRICOL / 526109
- 3. Share Holding Pattern Filed under: Reg. 31(1)(a)/Reg. 31(1)(b)/Reg.31(1)( c) : Reg 31(1)(b)
- a. If under 31(1)(b) then indicate the report for Quarter ending : 30-September-2016
- b. If under 31(1)(c) then indicate date of allotment/extinguishment : NA
- 4. Declaration: The Listed entity is required to submit the following declaration to the extent of submission of information:-

| Particulars  | Yes / No |
|--|----------|
| 1 Whether the Listed Entity has issued any partly paid up shares?                        | No       |
| 2 Whether the Listed Entity has issued any Convertible Securities or Warrants?           | No       |
| 3 Whether the Listed Entity has any shares against which depository receipts are issued? | No       |
| 4 Whether the Listed Entity has any shares in locked-in?                                 | No       |
| 5 Whether any shares held by promoters are pledge or otherwise encumbered?               | Yes      |
| 6 Whether company has equity shares with differential voting rights?                     | No       |




Table I - Summary Statement holding of specified securities

| S.No | Category of shareholder        | Nos. of shareholders | No. of fully paid-up equity shares held | No. of Partly paid-up equity shares held | No. of shares underlying Depository Receipts | Total nos. shares held | Shareholding as a % of total no. of shares (calculated as per SCRR, 1957) As a % of (A+B+C2) | Number of Voting Rights held in each class of securities |             |          | No. of Shares Underlying Outstanding convertible securities (including Warrants) | Shareholding, as a % assuming full conversion of convertible securities (as a percentage of diluted share capital) As a % of (A+B+C2) | Number of Locked In shares           |          | Number of Shares pledged or otherwise encumbered |             | Number of equity shares held in dematerialized form |                                 |
|------|--------------------------------|----------------------|---|--|--|------------------------|--|--|-------------|----------|--|---|--------------------------------------|----------|--|-------------|---|---------------------------------|
|      |                                |                      |   |  |  |                        |  | Class eg: X  | Class eg: Y | Total    |  |   | Total as a % of (A+B+C) % of (A+B+C) | No. (a)  | As a % of total Shares held (b)                  | No. (a)     |   | As a % of total Shares held (b) |
|      |                                |                      |   |  |  |                        |  |  |             |          |  |   |                                      |          |  |             |   |                                 |
| (I)  | (II)                           | (III)                | (IV)                                    | (V)                                      | (VI)   | (VII) = (IV)+(V)+(VI)  | (VIII)   | (IX)   |             |          | (X)  | (XI) = (VII)+(XII)  | (XII)                                | (XIII)   |  | (XIV)       |   |                                 |
| (A)  | Promoter & Promoter Group      | 22                   | 38,553,147                              | -  | -  | 38,553,147             | 40.67  | -  | -           | -        | -  | -   | -                                    | -        | 2,790,000  | 7.24        | 38,553,147  |                                 |
| (B)  | Public                         | 38,295               | 56,243,574                              | -  | -  | 56,243,574             | 59.33  | -  | -           | -        | -  | -   | -                                    | -        | -  | -           | 53,548,020  |                                 |
| (C)  | Non Promoter Non Public        | -                    | -                                       | -  | -  | -                      | -  | -  | -           | -        | -  | -   | -                                    | -        | -  | -           | -   |                                 |
| (C1) | Shares underlying DRs          | -                    | -                                       | -  | -  | -                      | -  | -  | -           | -        | -  | -   | -                                    | -        | -  | -           | -   |                                 |
| (C2) | Shares held by Employee Trusts | -                    | -                                       | -  | -  | -                      | -  | -  | -           | -        | -  | -   | -                                    | -        | -  | -           | -   |                                 |
|      | <b>Total</b>                   | <b>38,317</b>        | <b>94,796,721</b>                       | <b>-</b>                                 | <b>-</b>                                     | <b>94,796,721</b>      | <b>100</b>   | <b>-</b>   | <b>-</b>    | <b>-</b> | <b>-</b>   | <b>-</b>  | <b>-</b>                             | <b>-</b> | <b>2,790,000</b>                                 | <b>2.94</b> | <b>92,101,167</b>                                   |                                 |





Table II - Statement showing shareholding pattern of the Promoter and Promoter Group

| S.No | Category & Name of the Shareholders   | PAN        | No. of sharehold-er | No. of fully paid up equity shares held | Partly paid-up equity shares held | Nos. of shares under lying Depository Receipts | Total no shares held | Shareholding % calculated as per SCRR, 1957 as a % of (A+B+C2) | Number of Voting Rights held in each class of securities |               |                                     | No. of Shares Underlying convertible securities (as a percentage of diluted share capital) As a % of A+B+C2 | Number of Locked in shares | Number of Shares pledged or otherwise encumbered |                                 | Number of equity shares held in dematerialized form |            |
|------|---|------------|---------------------|---|-----------------------------------|--|----------------------|--|--|---------------|-------------------------------------|---|----------------------------|--|---------------------------------|---|------------|
|      |   |            |                     |   |                                   |  |                      |  | No of Voting Rights Class X                              | Total Class Y | Total as a % of Total Voting rights |   |                            | No. (a)  | As a % of total shares held (b) |   |            |
|      |   |            |                     |   |                                   |  |                      |  |  |               |                                     |   |                            |  |                                 |   | (X)        |
| (1)  | Indian  |            |                     |   |                                   |  |                      |  |  |               |                                     |   |                            |  |                                 |   |            |
| (a)  | Individuals/Hindu   |            |                     |   |                                   |  |                      |  |  |               |                                     |   |                            |  |                                 |   |            |
| 1    | Vilay Mohan   | AATPM1202F | 1                   | 9,140,278                               | -                                 | -  | 9,140,278            | 9.64   | -  | -             | -                                   | -   | 9.64                       | -  | -                               | -   | 9,140,278  |
| 2    | Vilay Mohan D (BHUF)  | AABHV0239F | 1                   | 660,900                                 | -                                 | -  | 660,900              | 0.70   | -  | -             | -                                   | -   | 0.70                       | -  | -                               | -   | 660,900    |
| 3    | Viren Mohan   | AERPM3690K | 1                   | 6,658,409                               | -                                 | -  | 6,658,409            | 7.02   | -  | -             | -                                   | -   | 7.02                       | -  | -                               | -   | 6,658,409  |
| 4    | Vanitha Mohan   | ADJPM0478J | 1                   | 3,726,488                               | -                                 | -  | 3,726,488            | 3.93   | -  | -             | -                                   | -   | 3.93                       | -  | -                               | -   | 3,726,488  |
| 5    | Vikram Mohan  | ADJPM0476G | 1                   | 3,521,175                               | -                                 | -  | 3,521,175            | 3.71   | -  | -             | -                                   | -   | 3.71                       | -  | -                               | -   | 3,521,175  |
| 6    | Ashwin Chandran   | ABTPC8942M | 1                   | 103,651                                 | -                                 | -  | 103,651              | 0.11   | -  | -             | -                                   | -   | 0.11                       | -  | -                               | -   | 103,651    |
| 7    | Gayathri Balaji   | ACQPB7352Q | 1                   | 159,995                                 | -                                 | -  | 159,995              | 0.17   | -  | -             | -                                   | -   | 0.17                       | -  | -                               | -   | 159,995    |
| 8    | Madhura Mohan   | BNGPM5200E | 1                   | 181,575                                 | -                                 | -  | 181,575              | 0.19   | -  | -             | -                                   | -   | 0.19                       | -  | -                               | -   | 181,575    |
| 9    | Manasa Mohan  | BNGPM5199A | 1                   | 150,000                                 | -                                 | -  | 150,000              | 0.16   | -  | -             | -                                   | -   | 0.16                       | -  | -                               | -   | 150,000    |
| 10   | Vinay Balaji  | AEHBP2956D | 1                   | 100,000                                 | -                                 | -  | 100,000              | 0.11   | -  | -             | -                                   | -   | 0.11                       | -  | -                               | -   | 100,000    |
| 11   | Prashanth Chandran  | AIKPP6481G | 1                   | 82,500                                  | -                                 | -  | 82,500               | 0.09   | -  | -             | -                                   | -   | 0.09                       | -  | -                               | -   | 82,500     |
| 12   | Sumanth R   | ALMPS1683A | 1                   | 332,145                                 | -                                 | -  | 332,145              | 0.35   | -  | -             | -                                   | -   | 0.35                       | -  | -                               | -   | 332,145    |
| 13   | Sarath Chandran D   | AKIPSS713N | 1                   | 45,000                                  | -                                 | -  | 45,000               | 0.05   | -  | -             | -                                   | -   | 0.05                       | -  | -                               | -   | 45,000     |
| 14   | Uday Balaji   | AGFP8799J  | 1                   | 22,005                                  | -                                 | -  | 22,005               | 0.02   | -  | -             | -                                   | -   | 0.02                       | -  | -                               | -   | 22,005     |
| 15   | Sumanth.R (BHUF)  | AALHS4915B | 1                   | 81,000                                  | -                                 | -  | 81,000               | 0.09   | -  | -             | -                                   | -   | 0.09                       | -  | -                               | -   | 81,000     |
| 16   | T Balaji  | ACQPB7351P | 1                   | 975                                     | -                                 | -  | 975                  | 0.00   | -  | -             | -                                   | -   | -                          | -  | -                               | -   | 975        |
| (b)  | Central Government/ State   |            |                     |   |                                   |  |                      |  |  |               |                                     |   |                            |  |                                 |   |            |
| (c)  | Financial Institutions/   |            |                     |   |                                   |  |                      |  |  |               |                                     |   |                            |  |                                 |   |            |
| (d)  | Any Other (Body   |            |                     |   |                                   |  |                      |  |  |               |                                     |   |                            |  |                                 |   |            |
| 1    | Precot Meridian Limited   | AABCP3038K | 1                   | 2,790,000                               | -                                 | -  | 2,790,000            | 2.94   | -  | -             | -                                   | -   | 2.94                       | -  | 2,790,000                       | 100   | 2,790,000  |
| 2    | Pricol Holdings limited   | AABCP7486R | 1                   | 8,556,926                               | -                                 | -  | 8,556,926            | 9.03   | -  | -             | -                                   | -   | 9.03                       | -  | -                               | -   | 8,556,926  |
| 3    | Bhavani Infin Services India Private Limited                                | AABCB1164A | 1                   | 1,498,790                               | -                                 | -  | 1,498,790            | 1.58   | -  | -             | -                                   | -   | 1.58                       | -  | -                               | -   | 1,498,790  |
| 4    | Sagittarius Investments Private Limited                                     | AADCS0626C | 1                   | 340,935                                 | -                                 | -  | 340,935              | 0.36   | -  | -             | -                                   | -   | 0.36                       | -  | -                               | -   | 340,935    |
| 5    | Suprem Textiles Processing Limited  | AADCS8186K | 1                   | 210,000                                 | -                                 | -  | 210,000              | 0.22   | -  | -             | -                                   | -   | 0.22                       | -  | -                               | -   | 210,000    |
| 6    | Shrimay Enterprises Private Limited   | AADCS0648A | 1                   | 190,400                                 | -                                 | -  | 190,400              | 0.20   | -  | -             | -                                   | -   | 0.20                       | -  | -                               | -   | 190,400    |
|      | Sub-Total (A)(1)  |            | 22                  | 38,553,147                              | -                                 | -  | 38,553,147           | 40.67  | -  | -             | -                                   | -   | 40.67                      | -  | 2,790,000                       | 7.24  | 38,553,147 |
| (2)  | Foreign   |            |                     |   |                                   |  |                      |  |  |               |                                     |   |                            |  |                                 |   |            |
| (a)  | Individuals (Non- Resident  |            |                     |   |                                   |  |                      |  |  |               |                                     |   |                            |  |                                 |   |            |
| (b)  | Government  |            |                     |   |                                   |  |                      |  |  |               |                                     |   |                            |  |                                 |   |            |
| (c)  | Institutions  |            |                     |   |                                   |  |                      |  |  |               |                                     |   |                            |  |                                 |   |            |
| (d)  | Foreign Portfolio Investor  |            |                     |   |                                   |  |                      |  |  |               |                                     |   |                            |  |                                 |   |            |
| (f)  | Any Other (specify)   |            |                     |   |                                   |  |                      |  |  |               |                                     |   |                            |  |                                 |   |            |
|      | Sub-Total (A)(2)  |            |                     |   |                                   |  |                      |  |  |               |                                     |   |                            |  |                                 |   |            |
|      | <b>Total Shareholding of Promoter and Promoter Group (A)= (A)(1)+(A)(2)</b> |            | 22                  | 38,553,147                              | -                                 | -  | 38,553,147           | 40.67  | -  | -             | -                                   | -   | 40.67                      | -  | 2,790,000                       | 7.24  | 38,553,147 |



**Table III - Statement showing shareholding pattern of the Public shareholder**

| S.No    | Category & Name of the Shareholders   | PAN   | Nos. of share holder | No. of fully paid up equity shares held | Partly paid-up equity shares held | Nos. of shares underlying Depository Receipts | Total nos. shares held | Shareholding % calculate d as per SCRR, 1957 As a % of (A+B+C2) | Number of Voting Rights held in each class of securities |       |                     | No. of Shares Underlying Outstanding convertible securities (Including Warrants) | Total shareholding , as a % assuming full conversion of convertible securities (as a percentage of diluted share capital) | Number of Locked in Shares |                                 | Number of Shares pledged or otherwise encumbered |   | Number of equity shares held in dematerializ ed form |
|---------|---|-------|----------------------|---|-----------------------------------|---|------------------------|---|--|-------|---------------------|--|---|----------------------------|---------------------------------|--|---|--|
|         |   |       |                      |   |                                   |   |                        |   | No of Voting Rights                                      | Total | Total Voting rights |  |   | No. (a)                    | As a % of total Shares held (b) | No. (Not Applicable) (a)                         | As a % of total shares held (b)(Not Applicable) |  |
|         |   |       |                      |   |                                   |   |                        |   |  |       |                     |  |   |                            |                                 |  |   |  |
| (I)     | (II)  | (III) | (IV)                 | (V)                                     | (VI)                              | (VII)=(V+VI)                                  | (VIII)                 | (IX)  |  |       | (X)                 | (XI)   | (XII)   | (XIII)                     | (XIV)                           |  |   |  |
| (1)     | <b>Institutions</b>   |       |                      |   |                                   |   |                        |   |  |       |                     |  |   |                            |                                 |  |   |  |
| (a)     | Mutual Funds  |       | 6                    | 1,764,152                               |                                   |   | 1,764,152              | 1.85  |  |       |                     |  | 1.85  |                            |                                 |  | NA  | 1,763,402  |
| (b)     | Venture Capital Funds   |       | 1                    | 1,192,106                               |                                   |   | 1,192,106              | 1.26  |  |       |                     |  | 1.26  |                            |                                 |  | NA  | 1,192,106  |
| (c)     | Alternate Investment Funds  |       | 1                    | 83,587                                  |                                   |   | 83,587                 | 0.09  |  |       |                     |  | 0.09  |                            |                                 |  | NA  | 83,587   |
| (d)     | Foreign Venture Capital Investors   |       |                      |   |                                   |   |                        | 0.00  |  |       |                     |  |   |                            |                                 |  | NA  |  |
| (e)     | Foreign Portfolio Investors   |       | 10                   | 1,032,579                               |                                   |   | 1,032,579              | 1.09  |  |       |                     |  | 1.09  |                            |                                 |  | NA  | 1,032,579  |
| (f)     | Financial Institutions/ Banks   |       | 5                    | 104,472                                 |                                   |   | 104,472                | 0.11  |  |       |                     |  | 0.11  |                            |                                 |  | NA  | 104,347  |
| (g)     | Insurance Companies   |       | 1                    | 268,966                                 |                                   |   | 268,966                | 0.28  |  |       |                     |  | 0.28  |                            |                                 |  | NA  | 268,966  |
| (h)     | Provident Funds/ Pension Funds  |       |                      |   |                                   |   |                        | 0.00  |  |       |                     |  |   |                            |                                 |  | NA  |  |
| (i)     | Any Other (Foreign Institutional Investors)   |       | 3                    | 282,911                                 |                                   |   | 282,911                | 0.30  |  |       |                     |  | 0.30  |                            |                                 |  | NA  | 282,911  |
|         | <b>Sub-Total (B)(1)</b>   |       | <b>27</b>            | <b>4,728,773</b>                        |                                   |   | <b>4,728,773</b>       | <b>4.99</b>   |  |       |                     |  | <b>4.99</b>   |                            |                                 |  | <b>NA</b>                                       | <b>4,727,898</b>                                     |
| (2)     | <b>Central Government/ State Government(s)/ President of India</b>                  |       |                      |   |                                   |   |                        |   |  |       |                     |  |   |                            |                                 |  | NA  |  |
|         | <b>Sub-Total (B)(2)</b>   |       |                      |   |                                   |   |                        |   |  |       |                     |  |   |                            |                                 |  | NA  |  |
| (3)     | <b>Non-institutions</b>   |       |                      |   |                                   |   |                        |   |  |       |                     |  |   |                            |                                 |  | NA  |  |
| (a)     | <b>Individuals -</b>  |       |                      |   |                                   |   |                        |   |  |       |                     |  |   |                            |                                 |  | NA  |  |
|         | i. Individual shareholders holding nominal share capital up to Rs. 2 lakhs.         |       | 36698                | 31,272,628                              |                                   |   | 31,272,628             | 32.99   |  |       |                     |  | 32.99   |                            |                                 |  | NA  | 28,630,014   |
|         | ii. Individual shareholders holding nominal share capital in excess of Rs. 2 lakhs. |       | 8                    | 4,086,410                               |                                   |   | 4,086,410              | 4.31  |  |       |                     |  | 4.31  |                            |                                 |  | NA  | 4,086,410  |
| (b)     | NBFCs registered with RBI   |       | 4                    | 152,525                                 |                                   |   | 152,525                | 0.16  |  |       |                     |  | 0.16  |                            |                                 |  | NA  | 152,525  |
| (c)     | Employee Trusts   |       |                      |   |                                   |   |                        |   |  |       |                     |  |   |                            |                                 |  | NA  |  |
| (d)     | Overseas Depositories (holding  |       |                      |   |                                   |   |                        |   |  |       |                     |  |   |                            |                                 |  | NA  |  |
| (e)     | Any Other   |       |                      |   |                                   |   |                        |   |  |       |                     |  |   |                            |                                 |  | NA  |  |
| (e-i)   | Body Corporate  |       | 1,000                | 14,713,586                              |                                   |   | 14,713,586             | 15.52   |  |       |                     |  | 15.52   |                            |                                 |  | NA  | 14,689,021   |
| (e-ii)  | Non Resident Indians  |       | 554                  | 1,261,522                               |                                   |   | 1,261,522              | 1.33  |  |       |                     |  | 1.33  |                            |                                 |  | NA  | 1,224,022  |
| (e-iii) | Trust   |       | 4                    | 28,130                                  |                                   |   | 28,130                 | 0.03  |  |       |                     |  | 0.03  |                            |                                 |  | NA  | 28,130   |
|         | <b>Sub-Total (B)(3)</b>   |       | <b>38,268</b>        | <b>51,514,801</b>                       |                                   |   | <b>51,514,801</b>      | <b>54.34</b>  |  |       |                     |  | <b>54.34</b>  |                            |                                 |  | <b>NA</b>                                       | <b>48,820,122</b>                                    |
|         | <b>Total Public Shareholding (B)= (B)(1)+(B)(2)+(B)(3)</b>                          |       | <b>38,295</b>        | <b>56,243,574</b>                       |                                   |   | <b>56,243,574</b>      | <b>59.33</b>  |  |       |                     |  | <b>59.33</b>  |                            |                                 |  | <b>NA</b>                                       | <b>53,548,020</b>                                    |

**Details of the shareholders acting as persons in Concert including their Shareholding (No. and %):**

| Serial No. | Name of the PAC | PAN No. | Number of shares | Percentage of shareholding by PAC | ID |
|------------|-----------------|---------|------------------|-----------------------------------|----|
| Nil        |                 |         |                  |                                   |    |




Table- III - Institutions/Non Institutions holding more than 1% of total number of shares.

| S.No   | Category and Name of the Shareholders (I)          | PAN (II)   | No. of fully paid up equity shares held (IV) | No. Of Partly paid-up equity shares held (V) | No. Of shares underlying Depository Receipts (VI) | Total nos. shares held (VII) = (IV)+(V)+ (VI) | Shareholding as a % of total no. of shares (calculated as per SCRR, 1957) (VIII) As a % of (A+B+C2) | Number of Voting |       |       | No. Of Shares Underlying Outstanding convertible securities and No. Of Warrants (X) | No. Of Shares Underlying Outstanding convertible securities and No. Of Warrants (XI) (a) | Shareholding as a % assuming full conversion of convertible securities (as a percentage of diluted share capital) (XI) = (VII)+(XI)(a) | Number of |         | Number of Shares |         | Number of equity shares held in dematerialized form (XIV) |
|--|--|------------|--|--|---|---|---|------------------|-------|-------|---|--|--|-----------|---------|------------------|---------|---|
|  |  |            |  |  |   |   |   | Class            | Class | Total |   |  |  | No. (a)   | No. (a) | No. (a)          | No. (a) |   |
| <b>Institutions</b>                            |  |            |  |  |   |   |   |                  |       |       |   |  |  |           |         |                  |         |   |
| <b>III - 1(a) Mutual Funds</b>                 |  |            |  |  |   |   |   |                  |       |       |   |  |  |           |         |                  |         |   |
| 1  | UTI-MID CAP FUND                                   | AAATU1088L | 1,569,050                                    |  |   | 1,569,050                                     | 1.66  |                  |       |       |   |  | 1.66   |           |         |                  |         | 1,569,050   |
| <b>III - 1(b) Venture Capital Funds</b>        |  |            |  |  |   |   |   |                  |       |       |   |  |  |           |         |                  |         |   |
| 1  | PHI CAPITAL TRUST - PHI CAPITAL GROWTH FUND - I    | AABTP7392M | 1,192,106                                    | -  | -   | 1,192,106                                     | 1.26  |                  |       |       |   |  | 1.26   |           |         |                  |         | 1,192,106   |
| <b>Non-Institutions</b>                        |  |            |  |  |   |   |   |                  |       |       |   |  |  |           |         |                  |         |   |
| <b>III - 3 (a)(ii) Individual Shareholders</b> |  |            |  |  |   |   |   |                  |       |       |   |  |  |           |         |                  |         |   |
| 1  | RAJESH MADHAVAN UNNI (HUF)                         | AAPHR9418E | 1,947,701                                    | -  | -   | 1,947,701                                     | 2.05  |                  |       |       |   |  | 2.05   |           |         |                  |         | 1,947,701   |
| <b>Any other ***</b>                           |  |            |  |  |   |   |   |                  |       |       |   |  |  |           |         |                  |         |   |
| <b>III - 3 (e)(i) Body Corporates</b>          |  |            |  |  |   |   |   |                  |       |       |   |  |  |           |         |                  |         |   |
| 1  | VRAMATH FINANCIAL SERVICES PVT LTD                 | AAECV1452G | 4,567,761                                    | -  | -   | 4,567,761                                     | 4.82  |                  |       |       |   |  | 4.82   |           |         |                  |         | 4,567,761   |
| 2  | PHI CAPITAL SOLUTIONS LLP                          | AAMFP6305R | 4,500,000                                    | -  | -   | 4,500,000                                     | 4.75  |                  |       |       |   |  | 4.75   |           |         |                  |         | 4,500,000   |
| 3  | PRICOL LIMITED - UNCLAIMED SHARES SUSPENSE ACCOUNT | AABCP2380C | 959,260                                      | -  | -   | 959,260                                       | 1.01  |                  |       |       |   |  | 1.01   |           |         |                  |         | 959,260   |

Details of Shares which remain unclaimed may be given here along with details such as number of shareholders, outstanding shares held in demat/unclaimed suspense account, voting rights which are frozen etc.

| No. of Shareholders | No of Shares held |
|---------------------|-------------------|
| 700                 | 959260            |




Table IV - Statement showing shareholding pattern of the Non Promoter- Non Public shareholder

| S.No | Category & Name of the Shareholders (I)  | PAN (II) | No. of shareholder (III) | No. of fully paid-up equity shares held (IV) | Partly paid-up equity shares held (V) | Nos. of shares underlying Depository Receipts (VI) | Total no. shares held (VII) = (IV)+(V)+(VI) | Shareholding % calculated as per SCRR, 1957 As a % of (VIII) (A+B+C2) | Number of Voting Rights held in each class of securities (IX) |         |         | No. of Shares Underlying Outstanding convertible securities (including Warrants) (X) | Total shareholding, as a % assuming full conversion of convertible securities (as a percentage of diluted share capital) | Number of locked in shares (XII)    |     | Number of shares pledged or otherwise encumbered (XIII) |                      | Number of equity shares held in dematerialized form (XIV) (Not Applicable) |
|------|--|----------|--------------------------|--|---------------------------------------|--|---|---|---|---------|---------|--|--|-------------------------------------|-----|---|----------------------|--|
|      |  |          |                          |  |                                       |  |   |   | No of Voting Rights   | Cl as X | Cl as Y |  |  | Total as a % of Total Voting rights | No. | As a % of total Shares held                             | No. (Not applicable) |  |
| (1)  | Custodian/DR   | -        | -                        | -  | -                                     | -  | -   | -   | -   | -       | -       | -  | -  | -                                   | -   | -   | -                    | -  |
| (a)  | Name of DR Holder (if available)   | -        | -                        | -  | -                                     | -  | -   | -   | -   | -       | -       | -  | -  | -                                   | -   | -   | -                    | -  |
| (i)  | abc,...  | -        | -                        | -  | -                                     | -  | -   | -   | -   | -       | -       | -  | -  | -                                   | -   | -   | -                    | -  |
| (ii) | efg...   | -        | -                        | -  | -                                     | -  | -   | -   | -   | -       | -       | -  | -  | -                                   | -   | -   | -                    | -  |
| (2)  | Employee Benefit Trust (under SEBI (Share based Employee Benefit) Regulations, 2014) | -        | -                        | -  | <b>Not Applicable</b>                 |  |   |   |   |         |         |  |  |                                     |     |   |                      |  |
| (a)  | Name (abc...   | -        | -                        | -  | -                                     | -  | -   | -   | -   | -       | -       | -  | -  | -                                   | -   | -   | -                    | -  |
|      | Total Non- Promoter- Non Public Shareholding (C)= (C)(1)+(C)(2)                      | -        | -                        | -  | -                                     | -  | -   | -   | -   | -       | -       | -  | -  | -                                   | -   | -   | -                    | -  |

