



PRICOL LIMITED (Formerly Pricol Pune Limited)

Passion to Excel

109, Race Course,
Coimbatore 641018, India

☎ +91 422 4336000

☎ +91 422 4336299

✉ city@pricol.co.in

🌐 pricol.com

CIN: U34200TZ2011PLCO22194

👤 CUSTOMERS 👤 EMPLOYEES 👤 SHAREHOLDERS 👤 SUPPLIERS

PL/SEC/TGT/2016-2017/188
Wednesday , 4th January, 2017

Corporate Relationship Department BSE Limited 1st Floor, New Trading Ring Rotunda Building, P J Towers, Dalal Street, Fort, Mumbai 400 001	The Manager Listing Department National Stock Exchange of India Limited "Exchange Plaza", C-1, Block G Bandra-Kurla Complex, Bandra (E), Mumbai - 400051
---	--


Dear Sir,


Sub: Shareholding Pattern

We enclose herewith the shareholding pattern for the quarter ended **31st December 2016** as per Regulation 31 of the Listing Regulations.

Thanking you

Yours faithfully,
For Pricol limited,


T.G.Thamizhanban
Company Secretary



Encl: as above





PRICOL LIMITED (Formerly Pricol Pune Limited)

Passion to Excel

109, Race Course,
Coimbatore 641018, India

☎ +91 422 4336000

☎ +91 422 4336299

✉ city@pricol.co.in

🌐 pricol.com

CIN: U34200TZ2011PLCO22194

👤 CUSTOMERS 👤 EMPLOYEES 👤 SHAREHOLDERS 👤 SUPPLIERS

Disclosure of shareholding pattern and manner of maintaining shareholding in dematerialized format as per Regulation 31 of the SEBI(Listing Obligations and Disclosure Requirements) Regulations, 2015

- 1. Name of Listed Entity : PRICOL LIMITED
- 2. Scrip Code/Name of Scrip/Class of Security : PRICOL/526109
- 3. Share Holding Pattern Filed under: Reg. 31(1)(a)/Reg. 31(1)(b)/Reg.31(1)(c) : Reg 31(1)(b)
- a. If under 31(1)(b) then indicate the report for Quarter ending : 31-December-2016
- b. If under 31(1)(c) then indicate date of allotment/extinguishment : NA
- 4. Declaration: The Listed entity is required to submit the following declaration to the extent of submission of information:-

Particulars	Yes / No
1 Whether the Listed Entity has issued any partly paid up shares?	No
2 Whether the Listed Entity has issued any Convertible Securities or Warrants?	No
3 Whether the Listed Entity has any shares against which depository receipts are issued?	No
4 Whether the Listed Entity has any shares in locked-in?	No
5 Whether any shares held by promoters are pledge or otherwise encumbered?	No
6 Whether company has equity shares with differential voting rights?	No




Table I - Summary Statement holding of specified securities

S.No	Category of shareholder	Nos. of shareholders	No. of fully paid up equity shares held	No. of Partly paid up equity shares held	No. of shares underlying Depository Receipts	Total nos. shares held	Shareholding as a % of total no. of shares (calculated as per SCRR, 1957) As a % of (A+B+C2)	Number of Voting Rights held in each class of securities			No. of Shares Underlying Outstanding convertible securities (including Warrants)	Shareholding, as a % assuming conversion of convertible securities (as a percentage of diluted share capital) As a % of (A+B+C2)	Number of Locked In shares		Number of Shares pledged or otherwise encumbered		Number of equity shares held in dematerialized form	
								No of Voting Rights					Total as a % of (A+B+C)	No. (a)	As a % of total Shares held (b)	No. (a)		As a % of total Shares held (b)
								Class eg: X	Class eg: Y	Total								
{I}	{II}	{III}	{IV}	{V}	{VI}	{VII} = {IV}+{V}+{VI}	{VIII}	{IX}			{X}	{XI} = {VII}+{X}	{XII}	{XIII}	{XIV}			
(A)	Promoter & Promoter Group	17	35,321,996	-	-	35,321,996	37.26	-	-	-	-	-	-	-	-	35,321,996		
(B)	Public	44,953	59,474,725	-	-	59,474,725	62.74	-	-	-	-	-	-	-	-	56,837,636		
(C)	Non Promoter- Non Public	-	-	-	-	-	-	-	-	-	-	-	-	-	-	-		
(C1)	Shares underlying DRs	-	-	-	-	-	-	-	-	-	-	-	-	-	-	-		
(C2)	Shares held by Employee Trusts	-	-	-	-	-	-	-	-	-	-	-	-	-	-	-		
	Total	44,970	94,796,721	-	-	94,796,721	100	-	-	-	-	-	-	-	-	92,159,632		




Table II - Statement showing shareholding pattern of the Promoter and Promoter Group

S.No	Category & Name of the Shareholders	PAN	No. of shareholder	No. of fully paid up equity shares held	Partly paid-up equity shares held	Nos. of shares underlying Deposit or Receipts	Total no shares held	Shareholding % calculated as per SCRR, 1957 As a % of (A+B+C)	Number of Voting Rights held in each class of securities			No. of Shares Underlying Outstanding convertible securities (including Warrants)	Shareholding, as a % assuming full conversion of convertible securities (as a percentage of diluted share capital) As a % of A+B+C2	Number of locked in shares	Number of Shares pledged or otherwise encumbered	Number of equity shares held in dematerialized form			
									No of Voting Rights								Total as a % of Total Voting rights	No. (a) % of total shares held	No. (b) % of total shares held
									Class X	Class Y	Total								
(I)	(II)	(III)	(IV)	(V)	(VI)	(VII)=(IV+V+VI)	(VIII)	(IX)			(X)	(XI)=(VII)+(X)	(XII)	(XIII)	(XIV)				
(1)	Indian																		
(a)	Individuals/Hindu undivided																		
1	Vijay Mohan	AATPM1202E	1	9,140,278	-	-	9,140,278	9.64	-	-	-	-	9.64	-	-	9,140,278			
2	Vijay Mohan D (BHUF)	AABHV0239F	1	660,900	-	-	660,900	0.70	-	-	-	-	0.70	-	-	660,900			
3	Viren Mohan	AERPM3690K	1	6,658,409	-	-	6,658,409	7.02	-	-	-	-	7.02	-	-	6,658,409			
4	Vanitha Mohan	ADJPM0478J	1	3,726,488	-	-	3,726,488	3.93	-	-	-	-	3.93	-	-	3,726,488			
5	Vikram Mohan	ADJPM0476G	1	3,521,175	-	-	3,521,175	3.71	-	-	-	-	3.71	-	-	3,521,175			
6	Gayathri Balaji	ACQPB7352Q	1	159,995	-	-	159,995	0.17	-	-	-	-	0.17	-	-	159,995			
7	Madhura Mohan	BNGPMS200E	1	181,575	-	-	181,575	0.19	-	-	-	-	0.19	-	-	181,575			
8	Manasa Mohan	BNGPMS199A	1	150,000	-	-	150,000	0.16	-	-	-	-	0.16	-	-	150,000			
9	Vinay Balaji	AEHPB2956D	1	100,000	-	-	100,000	0.11	-	-	-	-	0.11	-	-	100,000			
10	Sumanth R	ALMPS16883A	1	332,145	-	-	332,145	0.35	-	-	-	-	0.35	-	-	332,145			
11	Uday Balaji	AGFPB8799J	1	22,005	-	-	22,005	0.02	-	-	-	-	0.02	-	-	22,005			
12	Sumanth.R (BHUF)	AALHS4915B	1	81,000	-	-	81,000	0.09	-	-	-	-	0.09	-	-	81,000			
13	T Balaji	ACQPB7351P	1	975	-	-	975	0.00	-	-	-	-	-	-	-	975			
(b)	Central Government/ State																		
(c)	Financial Institutions/ Banks																		
(d)	Any Other (Body corporate)																		
1	Pricol Holdings limited	AABCP7485R	1	8,556,926	-	-	8,556,926	9.03	-	-	-	-	9.03	-	-	8,556,926			
2	Bhavani Infn Services India Private Limited	AABC81164A	1	1,498,790	-	-	1,498,790	1.58	-	-	-	-	1.58	-	-	1,498,790			
3	Sagittarius Investments Private Limited	AADC50626C	1	340,935	-	-	340,935	0.36	-	-	-	-	0.36	-	-	340,935			
4	Shrimay Enterprises Private Limited	AADC50648A	1	190,400	-	-	190,400	0.20	-	-	-	-	0.20	-	-	190,400			
	Sub-Total (A)(1)		17	35,321,996			35,321,996	37.26					37.26			35,321,996			
(2)	Foreign																		
(a)	Individuals (Non- Resident)																		
(b)	Government																		
(c)	Institutions																		
(d)	Foreign Portfolio Investor																		
(f)	Any Other (specify)																		
	Sub-Total (A)(2)																		
	Total Shareholding of Promoter and Promoter Group (A)= (A)(1)+(A)(2)		17	35,321,996			35,321,996	37.26					37.26			35,321,996			




Table III - Statement showing shareholding pattern of the Public shareholder

S.No.	Category & Name of the Shareholders	PAN	No. of share holder	No. of fully paid up equity share s held	Partly paid-up equity shares held	Nos. of shares underlying Depository Receipts	Total nos. shares held VIII=V+VI+VII	Shareholding % calculated as per SCRR, 1957 As a % of (A+B+C2)	Number of Voting Rights held in each class of securities			No. of Shares Underlying Outstanding convertible securities (including Warrants)	Total shareholding as a % assuming full conversion of convertible securities (as a percentage of diluted share capital)	Number of Locked In Shares		Number of Shares pledged or otherwise encumbered		Number of equity shares held in dematerialized form	
									No of Voting Rights					Total as a % of Total Voting rights	No. (a)	As a % of total Shares held (b)	No. (Not Applicable) (c)		As a % of total share s held (d)(Not Applicable)
									Class X	Class Y	Total								
	(i)	(ii)	(iii)	(iv)	(v)	(vi)	(vii)	(viii)	(ix)			(x)	(xi)	(xii)	(xiii)	(xiv)	(xv)		
(1)	Institutions																		
(a)	Mutual Funds		6	1,764,152			1,764,152	1.86				1.86					NA	1,764,402	
(b)	Venture Capital Funds		-	-			-	0.00				-					NA	-	
(c)	Alternate Investment Funds		-	-			-	0.00				-					NA	-	
(d)	Foreign Venture Capital Investors		-	-			-	0.00				-					NA	-	
(e)	Foreign Portfolio Investors		17	2,144,348			2,144,348	2.26				2.26					NA	2,144,348	
(f)	Financial Institutions/ Banks		3	60,440			60,440	0.06				0.06					NA	60,315	
(g)	Insurance Companies		1	268,966			268,966	0.28				0.28					NA	268,966	
(h)	Provident Funds/ Pension Funds		-	-			-	0.00				-					NA	-	
(i)	Any Other (Foreign Institutional Investors)		1	20,231			20,231	0.02				0.02					NA	20,231	
	Sub-Total (B)(1)		28	4,258,137			4,258,137	4.49				4.49					NA	4,257,262	
(2)	Central Government/ State Government(s)/ President of India																	NA	
	Sub-Total (B)(2)																	NA	
(3)	Non-institutions																	NA	
(a)	Individuals -																	NA	
	i. Individual shareholders holding nominal share capital up to Rs. 2 lakhs.		43468	34,596,171			34,596,171	36.50				36.50						32,013,397	
	ii. Individual shareholders holding nominal share capital in excess of Rs. 2 lakhs.		7	3,775,410			3,775,410	3.98				3.98						3,775,410	
(b)	NBFCs registered with RBI		5	180,566			180,566	0.19				0.19						180,566	
(c)	Employee Trusts		-	-			-	-				-						-	
(d)	Overseas Depositories (holding)		-	-			-	-				-						-	
(e)	Any Other																	NA	
(e-i)	Body Corporate		761	15,185,604			15,185,604	16.02				16.02						15,169,664	
(e-ii)	Clearing Member		12	18,236			18,236	0.02				0.02						18,236	
(e-iii)	Non Resident Indians		666	1,413,471			1,413,471	1.49				1.49						1,375,971	
(e-iv)	Trust		6	47,130			47,130	0.05				0.05						47,130	
	Sub-Total (B)(3)		44,925	55,216,588			55,216,588	58.25				58.25						52,580,374	
	Total Public Shareholding (B)= (B)(1)+(B)(2)+(B)(3)		44,953	59,474,725			59,474,725	62.74				62.74						56,837,636	

Details of the shareholders acting as persons in Concert including their Shareholding (No. and %):

Serial No.	Name of the PAC	PAN No.	Number of shares	Percentage of shareholding by PAC	ID
Nil					




Table- III - Institutions/Non Institutions holding more than 1% of total number of shares.

S.No	Category and Name of the Shareholders (i)	PAN (ii)	No. of fully paid up equity shares held (iv)	No. Of Partly paid-up equity shares held (v)	No. Of shares underlying Depository Receipts (vi)	Total nos. shares held (vii) = (iv)+(v)+(vi)	Shareholding as a % of total no. of shares (calculated as per SCRR, 1957) As a % of (A+B+C2)	Number of Voting			No. Of Shares as a % of Total Voting rights	No. Of Shares Outstanding convertible securities and Warrants (xi) (a)	No. Of Shares Underlying Outstanding convertible securities and No. Of Warrants (xi) (a)	Shareholding, as a % assuming full conversion of convertible securities (as a percentage of diluted share capital) (xii) = (vii)+(xi)(a)	Number of Shares		Number of equity shares held in dematerialized form (xiv)
								Class	Class	Total					No. (a)	As a % of total Shares held (b)	
Institutions																	
III - 1(a) Mutual Funds																	
1	a) UTI Longterm equity fund Cap Fund Advantage Fund Advantage Fund S II	b) UTI MID c) UTI Longterm d) UTI Longterm	AAATU1088L	1,688,402	-	-	1,688,402	1.78	-	-	-	-	-	1.78	-	-	1,688,402
III - 1(b) Venture Capital Funds																	
			-	-	-	-	-	0.00	-	-	-	-	-	-	-	-	-
Non-Institutions																	
III - 3 (a)(ii) Individual Shareholders																	
1	RAJESH MADHAVAN UNNI (HUF)		AAPHR9418E	1,947,701	-	-	1,947,701	2.05	-	-	-	-	-	2.05	-	-	1,947,701
Any other ***																	
III - 3 (e)(i) Body Corporates																	
1	VRAMATH FINANCIAL SERVICES PVT LTD		AAECV1452G	4,567,761	-	-	4,567,761	4.82	-	-	-	-	-	4.82	-	-	4,567,761
2	PHI CAPITAL SOLUTIONS LLP		AAMFP6305R	4,499,000	-	-	4,499,000	4.75	-	-	-	-	-	4.75	-	-	4,499,000
3	PRICOL LIMITED - UNCLAIMED SHARES SUSPENSE ACCOUNT		AABCP2380C	952,610	-	-	952,610	1.00	-	-	-	-	-	1.00	-	-	952,610

Details of Shares which remain unclaimed may be given here along with details such as number of shareholders, outstanding shares held in demat/unclaimed suspense account, voting rights which are frozen etc.

No. of Shareholders	No of Shares held
696	952610




Table IV - Statement showing shareholding pattern of the Non Promoter- Non Public shareholder

S.No	Category & Name of the Shareholders (i)	PAN (ii)	No. of shareholder (iii)	No. of fully paid-up equity shares held (iv)	Partly paid-up equity shares held (v)	Nos. of shares underlying Depository Receipts (vi)	Total no. shares held (VII= IV+V+VI)	Shareholding % calculated as per SCRR, 1957 As a % of (VIII) (A+B+C2)	Number of Voting Rights held in each class of securities (IX)			No. of Shares Underlying Outstanding convertible securities (including Warrants) (X)	Total shareholding, as a % assuming full conversion of convertible securities (as a percentage of diluted share capital)	Number of locked in shares (XII)		Number of shares pledged or otherwise encumbered (XIII)		Number of equity shares held in dematerialized form (XIV) (Not Applicable)
									No of Voting Rights	As a % of Total Voting rights	Total of Voting rights			No.	As a % of total Shares held	No. (Not applicable)	As a % of total shares held (Not applicable)	
(1)	Custodian/DR	-	-	-	-	-	-	-	-	-	-	-	-	-	-	-	-	-
(a)	Name of DR Holder (if available)	-	-	-	-	-	-	-	-	-	-	-	-	-	-	-	-	-
(i)	abc,...	-	-	-	-	-	-	-	-	-	-	-	-	-	-	-	-	-
(ii)	efg...	-	-	-	-	-	-	-	-	-	-	-	-	-	-	-	-	-
(2)	Employee Benefit Trust (under SEBI (Share based Employee Benefit) Regulations, 2014)	-	-	-	-	-	-	-	-	-	-	-	-	-	-	-	-	-
(a)	Name (abc...)	-	-	-	-	-	-	-	-	-	-	-	-	-	-	-	-	-
	Total Non- Promoter- Non Public Shareholding (C)= (C)(1)+(C)(2)	-	-	-	-	-	-	-	-	-	-	-	-	-	-	-	-	-

Not Applicable

