



pricol limited

109 race course coimbatore 641 016 india  
phone +91 422 4336000 fax +91 422 4336299  
e mail city@pricol.co.in website www.pricol.com

PL/SEC/TGT/2013-2014/126  
Thursday, October 10, 2013

Bombay Stock Exchange Limited  
Corporate Relationship Department  
1st Floor, New Trading Ring  
Rotunda Building, P J Towers,  
Dalal Street, Fort  
Mumbai 400 001

Through Courier

Dear Sir,

Sub: **Shareholding Pattern**



We enclose herewith the shareholding pattern for the quarter ended **30th September 2013** as per Clause 35 of the Listing Agreement.

Thanking you

Yours faithfully,  
For Pricol limited


T.G.Thamizhanban  
Company Secretary

Encl: as above




## Introductory sub-table (I)(a)


Name of the Company: Pricol Limited			
Scrip Code, Name of the scrip, class of security: 526109 / PRICOL			
Quarter ended: 30th September 2013			
<b>Partly paid-up shares:-</b>			
	No. of partly paid-up shares	As a % of total no. of partly paid-up shares	As a % of total no. of shares of the company
Held by promoter/promoter group	-	-	-
Held by public	-	-	-
Total - D	-	-	-
<b>Outstanding convertible securities:-</b>			
	No. of outstanding securities	As a % of total no. of outstanding convertible securities	As a % of total no. of shares of the company, assuming full conversion of the convertible securities
Held by promoter/promoter group	-	-	-
Held by public	-	-	-
Total - E	-	-	-
<b>Warrants:-</b>			
	No. of warrants	As a % of total no. of warrants	As a % of total no. of shares of the company, assuming full conversion of warrants
Held by promoter/promoter group	-	-	-
Held by public	-	-	-
Total - F	-	-	-
Total paid-up capital of the company assuming full conversion of warrants and convertible securities		94,500,000	



Statement Showing Shareholding Pattern								
Category code	Category of Shareholder	Number of Shareholders	Total number of shares	Number of shares held in dematerialized form	Total shareholding as a percentage of total number of shares		Shares Pledged or otherwise encumbered	
					As a percentage of (A+B) <sup>1</sup>	As a percentage of (A+B+C)	Number of shares	As a percentage
					(VI)	(VII)	(VIII)	(IX) = (VIII)/(IV)*100
(I)	(II)	(III)	(IV)	(V)	(VI)	(VII)	(VIII)	(IX)
(A)	Shareholding of Promoter and Promoter Group <sup>2</sup>							
1	Indian							
(a)	Individuals/ Hindu Undivided Family	18	24,593,256	24,593,256	26.02	26.02	-	-
(b)	Central Government/ State Government(s)	-	-	-	-	-	-	-
(c)	Bodies Corporate	6	11,910,690	11,910,690	12.60	12.60	-	-
(d)	Financial Institutions/ Banks	-	-	-	-	-	-	-
(e)	Any Others(Specify)	-	-	-	-	-	-	-
(e-i)		-	-	-	-	-	-	-
(e-ii)		-	-	-	-	-	-	-
	Sub Total(A)(1)	24	36,503,946	36,503,946	38.63	38.63	-	-
2	Foreign							
a	Individuals (Non-Residents Individuals/ Foreign Individuals)	-	-	-	-	-	-	-
b	Bodies Corporate	-	-	-	-	-	-	-
c	Institutions	-	-	-	-	-	-	-
d	Qualified Foreign Investor	-	-	-	-	-	-	-
e	Any Others(Specify)	-	-	-	-	-	-	-
	Sub Total(A)(2)	-	-	-	-	-	-	-
	Total Shareholding of Promoter and Promoter Group (A)= (A)(1)+(A)(2)	24	36,503,946	36,503,946	38.63	38.63	-	-
(B)	Public shareholding							
1	Institutions							
(a)	Mutual Funds/ UTI	2	3,000,749	2,999,999	3.18	3.18	-	-
(b)	Financial Institutions / Banks	2	12,125	12,000	0.01	0.01	-	-
(c)	Central Government/ State Government(s)	-	-	-	-	-	-	-
(d)	Venture Capital Funds	1	2,700,000	-	2.86	2.86	-	-
(e)	Insurance Companies	1	268,966	268,966	0.28	0.28	-	-
(f)	Foreign Institutional Investors	-	-	-	-	-	-	-
(g)	Foreign Venture Capital Investors	-	-	-	-	-	-	-
(h)	Qualified Foreign Investor	-	-	-	-	-	-	-
(i)	Any Other (specify)	-	-	-	-	-	-	-
	Sub-Total (B)(1)	6	5,981,840	3,280,965	6.33	6.33	-	-
2	Non-institutions							
(a)	Bodies Corporate	596	15,157,612	6,500,102	16.04	16.04	-	-
(b)	Individuals							
	i. Individual shareholders holding nominal share capital up to Rs 1 lakh	25,919	29,841,261	26,890,421	31.58	31.58	-	-
	ii. Individual shareholders holding nominal share capital in excess of Rs. 1 lakh.	20	6,070,678	6,070,678	6.42	6.42	-	-
(c)	Qualified Foreign Investor	-	-	-	-	-	-	-
(d)	Any Other (specify)	-	-	-	-	-	-	-
(d-i)	Non Resident Indians	213	944,663	907,163	1.00	1.00	-	-
	Sub-Total (B)(2)	26,748	52,014,214	40,368,364	55.04	55.04	-	-
	Total Public Shareholding (B)= (B)(1)+(B)(2)	26,754	57,996,054	43,649,329	61.37	61.37	-	-
	TOTAL (A)+(B)	26,778	94,500,000	80,153,275	100.00	100.00	-	-
(C)	Shares held by Custodians and against which Depository Receipts have been issued							
1	Promoter and Promoter Group	-	-	-	-	-	-	-
2	Public	-	-	-	-	-	-	-
	Sub-Total (C)	-	-	-	-	-	-	-
	GRAND TOTAL (A)+(B)+(C)	26,778	94,500,000	80,153,275	100.00	100.00	-	-




Sr.No	Notes
1	
2	
3	
4	
5	
6	
7	
8	
9	



(f)(b) Statement showing holding of securities (including shares, warrants, convertible securities) of persons belonging to the category "Promoter and Promoter Group"

Sr. No.	Name of the shareholder	Details of Shares held		Encumbered shares (*)			Details of warrants		Details of convertible securities		Total shares (including underlying shares assuming full conversion of warrants and convertible securities) as a % of diluted share capital
		Number of shares held	As a % of grand total (A) + (B) + (C)	No.	As a percentage	As a % of grand total (A) + (B) + (C) of sub-clause (i)(a)	Number of warrants held	As a % total number of warrants of the same class	Number of convertible securities held	As a % total number of convertible securities of the same class	
(i)	(ii)	(iii)	(iv)	(v)	(vi) = (v)/(iii) * 100	(vii)	(viii)	(ix)	(x)	(xi)	(xii)
1	VIJAY MOHAN	8,883,540	9.40	-	-	-	-	-	-	-	9.40
2	VIJAY MOHAN.D (BHUF)	660,900	0.70	-	-	-	-	-	-	-	0.70
3	VIREN MOHAN	6,522,615	6.90	-	-	-	-	-	-	-	6.90
4	VANITHA MOHAN	3,801,180	4.02	-	-	-	-	-	-	-	4.02
5	VIKRAM MOHAN	3,383,960	3.56	-	-	-	-	-	-	-	3.56
6	ASHWIN CHANDRAN	153,651	0.16	-	-	-	-	-	-	-	0.16
7	GAYATHRI BALAJI	184,995	0.20	-	-	-	-	-	-	-	0.20
8	MADHURA MOHAN	181,575	0.19	-	-	-	-	-	-	-	0.19
9	VINAY BALAJI	120,000	0.13	-	-	-	-	-	-	-	0.13
10	PRASHANTH CHANDRAN	82,500	0.09	-	-	-	-	-	-	-	0.09
11	SUMANTH R	413,145	0.44	-	-	-	-	-	-	-	0.44
12	SARATH CHANDRAN D	45,000	0.05	-	-	-	-	-	-	-	0.05
13	ANVAR JAY VARADARAJ	40,470	0.04	-	-	-	-	-	-	-	0.04
14	VARUN JAY VARADARAJ	40,470	0.04	-	-	-	-	-	-	-	0.04
15	MAYA JAY VARADARAJ	40,470	0.04	-	-	-	-	-	-	-	0.04
16	DR JAIRAM VARADARAJ	35,805	0.04	-	-	-	-	-	-	-	0.04
17	UDAY BALAJI	22,005	0.02	-	-	-	-	-	-	-	0.02
18	T BALAJI NAIDU	975	0.00	-	-	-	-	-	-	-	0.00
19	PRECOT MERIDIAN LIMITED	5,462,250	5.78	-	-	-	-	-	-	-	5.78
20	PRICOL HOLDINGS LIMITED	4,410,000	4.67	-	-	-	-	-	-	-	4.67
21	BHAVANI INFIN SERVICES INDIA PRIVATE LIMITED	1,433,790	1.52	-	-	-	-	-	-	-	1.52
22	SAGITTARIUS INVESTMENTS PRIVATE LIMITED	274,650	0.29	-	-	-	-	-	-	-	0.29
23	SUPREM TEXTILES PROCESSING LIMITED	210,000	0.22	-	-	-	-	-	-	-	0.22
24	SHRIMAY ENTERPRISES PRIVATE LIMITED	120,000	0.13	-	-	-	-	-	-	-	0.13
	<b>TOTAL</b>	<b>36,503,946</b>	<b>38.63</b>								<b>38.63</b>

(\*) The term "encumbrance" has the same meaning as assigned to it in regulation 28(3) of the SAST Regulations, 2011




(I)(c)(i) Statement showing holding of securities (including shares, warrants, convertible securities) of persons belonging to the category "Public" and holding more than 1% of the total number of shares

Sr. No.	Name of the shareholder	Number of shares held	Shares as a percentage of total number of shares (i.e., Grand Total (A)+(B)+(C) indicated in Statement at para (I)(a) above)	Details of warrants		Details of convertible securities		Total shares (including underlying shares assuming full conversion of warrants and convertible securities) as a % of diluted share capital
				Number of warrants held	As a % total number of warrants of the same class	Number of convertible securities held	% w.r.t total number of convertible securities of the same class	
1	PHI CAPITAL SOLUTIONS LLP	4,500,000	4.76	-	-	-	-	4.76
2	VENKATARAMANA HOLDINGS PVT LTD	4,140,000	4.38	-	-	-	-	4.38
3	SUNDARAM MUTUAL FUND A/C SUNDARAM SMILE FUND	2,999,999	3.17	-	-	-	-	3.17
4	PHI CAPITAL GROWTH FUND-I	2,700,000	2.86	-	-	-	-	2.86
5	SANDHYA G PARIKH	1,510,527	1.60	-	-	-	-	1.60
<b>TOTAL</b>		<b>15,850,526</b>	<b>16.77</b>	<b>-</b>	<b>-</b>	<b>-</b>	<b>-</b>	<b>16.77</b>

(I)(c)(ii) Statement showing holding of securities (including shares, warrants, convertible securities) of persons (together with PAC) belonging to the category "Public" and holding more than 5% of the total number of shares of the company

Sr. No.	Name(s) of the shareholder(s) and the Persons Acting in Concert (PAC) with them	Number of shares	Shares as a percentage of total number of shares (i.e., Grand Total (A)+(B)+(C) indicated in Statement at para (I)(a) above)	Details of warrants		Details of convertible securities		Total shares (including underlying shares assuming full conversion of warrants and convertible securities) as a % of diluted share capital
				Number of warrants	As a % total number of warrants of the same class	Number of convertible securities held	% w.r.t total number of convertible securities of the same class	
NIL								



(I)(d) Statement showing details of locked-in shares

Sr. No.	Name of the shareholder	Number of locked-in shares	Locked-in shares as a percentage of total number of shares (i.e., Grand Total (A)+(B)+(C) indicated in Statement at para (I)(a) above)
1	PHI Capital Solutions LLP	4,500,000	4.76
	Total	4,500,000	4.76

(II)(a) Statement showing details of Depository Receipts (DRs)

Sr. No.	Type of outstanding DR (ADRs, GDRs, SDRs, etc.)	Number of outstanding DRs	Number of shares underlying outstanding DRs	Shares underlying outstanding DRs as a percentage of total number of shares (i.e., Grand Total (A)+(B)+(C) indicated in Statement at para (I)(a) above)
			NIL	
TOTAL			NIL	

(II)(b) Statement showing holding of Depository Receipts (DRs), where underlying shares held by "promoter/promoter group" are in excess of 1% of the total number of shares

Sr. No.	Name of the DR Holder	Type of outstanding DR (ADRs, GDRs, SDRs, etc.)	Number of shares underlying outstanding DRs	Shares underlying outstanding DRs as a percentage of total number of shares (i.e., Grand Total (A)+(B)+(C) indicated in Statement at para (I)(a) above)
			NIL	
TOTAL			NIL	

